www.car-inform.com

Toyota Auris (E160/E170/E180; 2013-2018) fuses and relays

In this article, we consider the eleventh-generation Toyota Corolla and second-generation Toyota Auris (E160/E170/E180), produced from 2012 to 2019. Here you will find fuse box diagrams of ***Toyota Corolla 2013, 2014, 2015, 2016, 2017 and 2018****, get information about the location of the fuse panels inside the car, and learn about the assignment of each fuse (fuse layout) and relay.*

See other Toyota Corolla / Auris:

Fuse Layout Toyota Corolla / Auris 2013-2018

Cigar lighter (power outlet) fuse in the Toyota Corolla / Auris is the fuse #1 “P/OUTLET” (Power outlet) and #17 “CIG” (Cigarette Lighter) in the Instrument panel fuse box.

Passenger Compartment Fuse box

Fuse box location

The fuse box is located on the left under the instrument panel, under the lid.
The relay box is located in the center console.

Left-hand drive vehicles

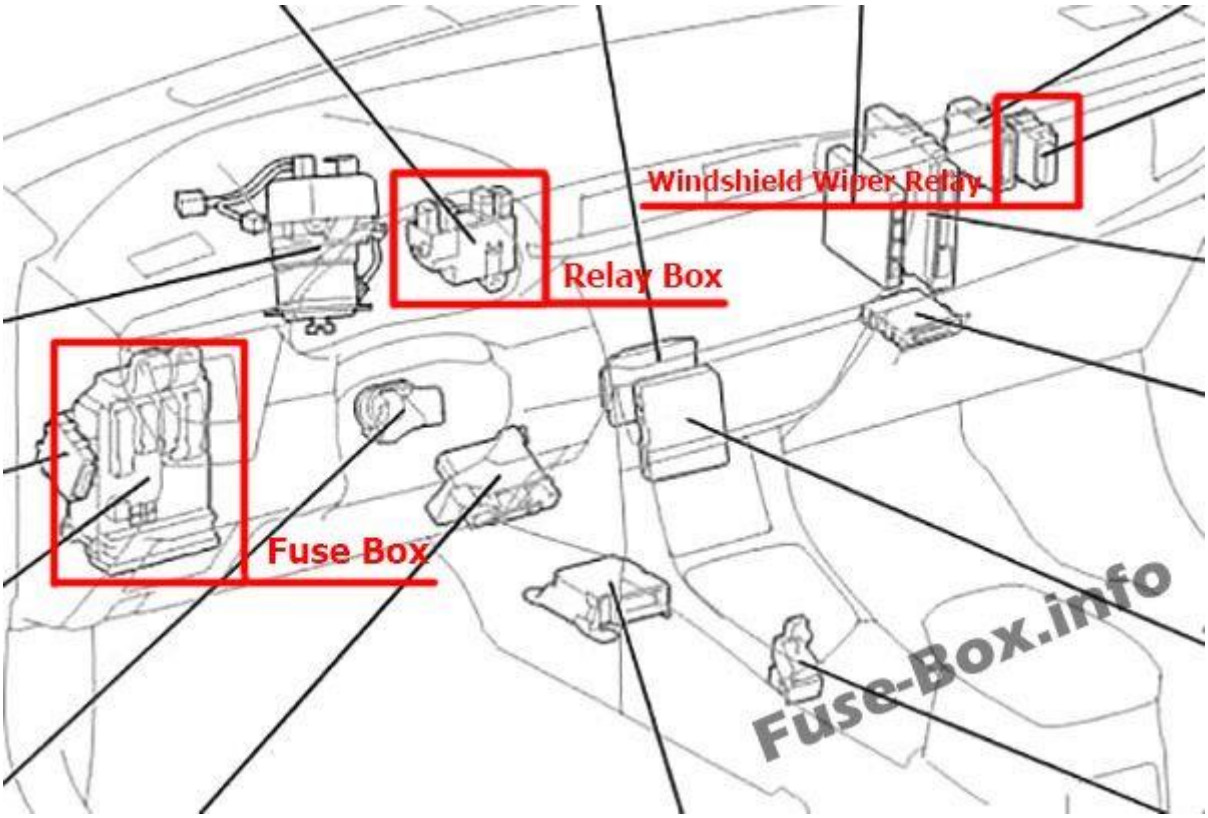

Right-hand drive vehicles

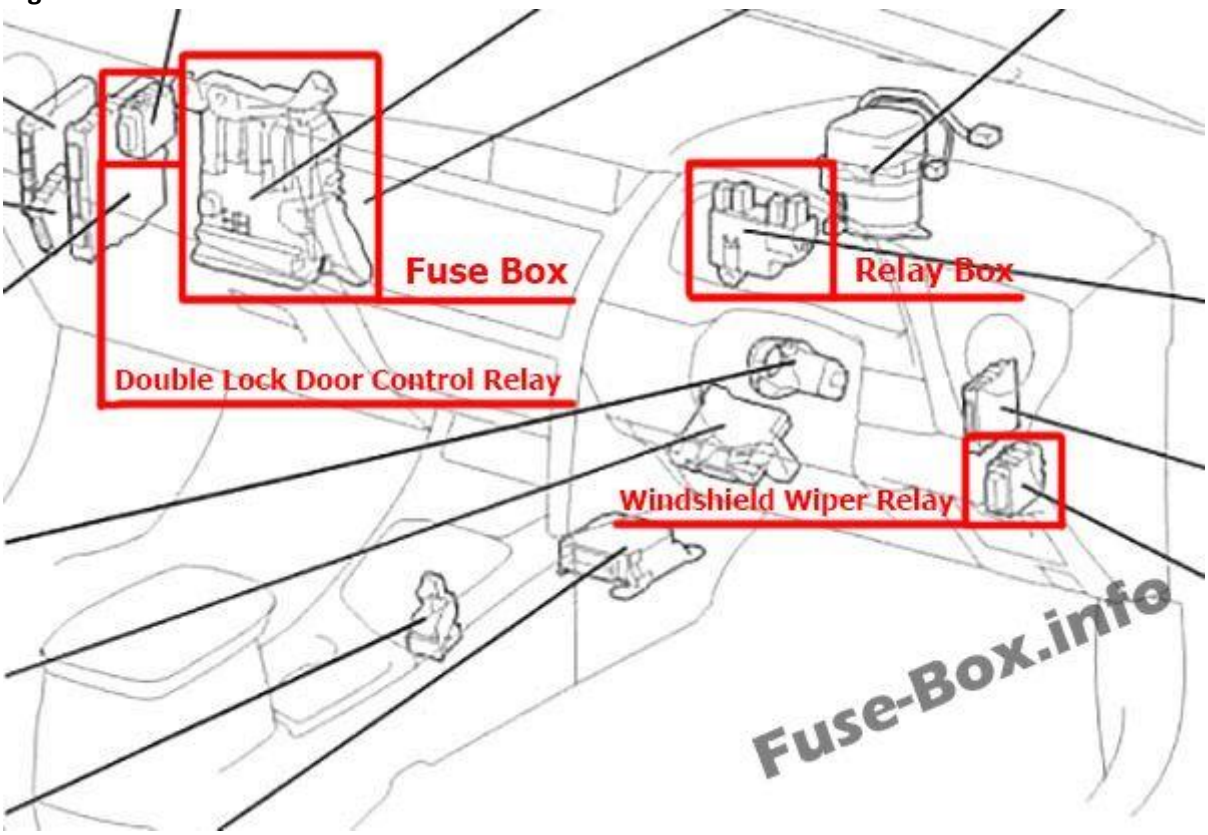

Fuse Box

Left-hand drive vehicles: *Remove the lid.*
Right-hand drive vehicles: *Remove the cover and then remove the lid.*

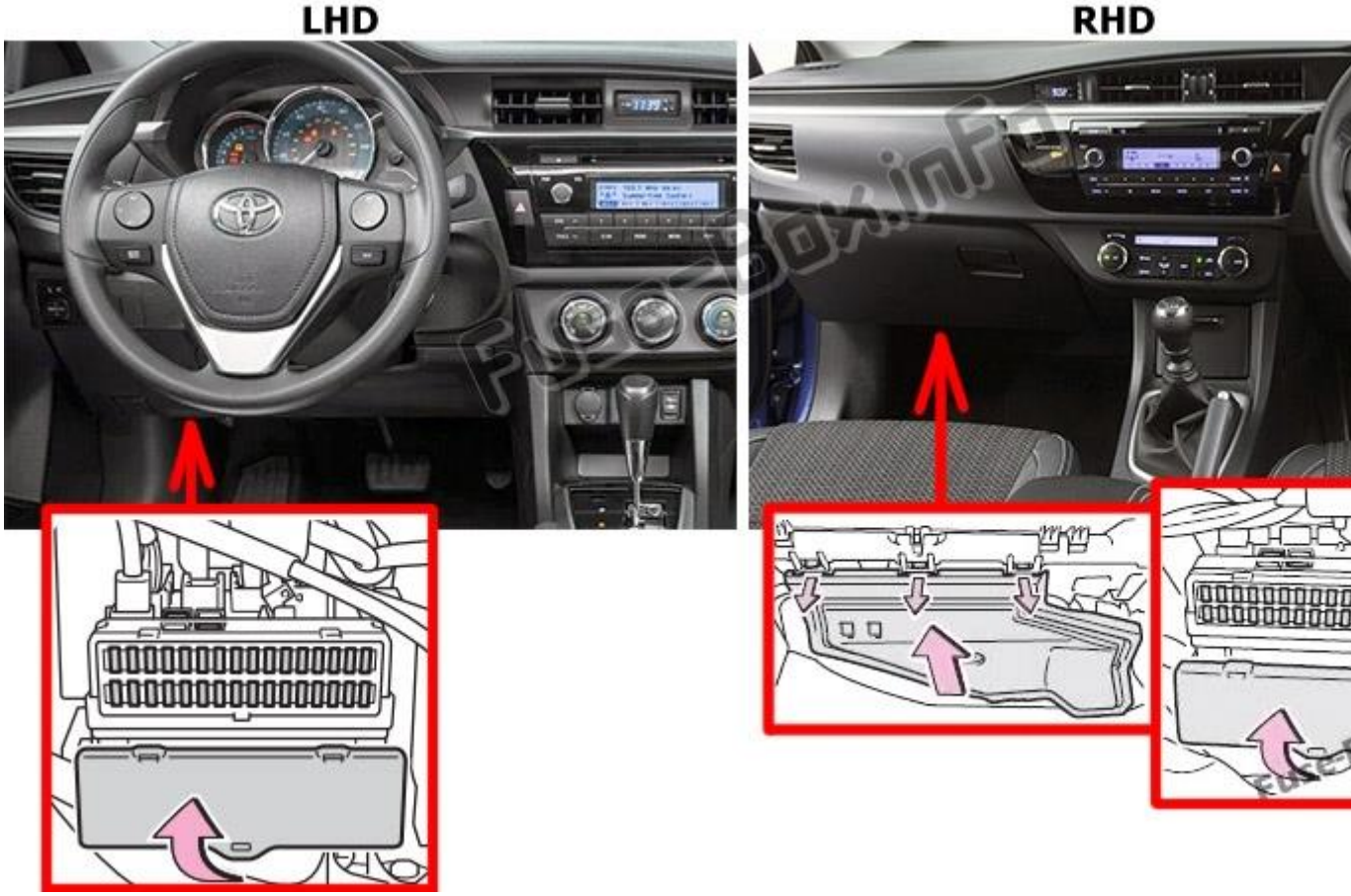

Fuse box diagram

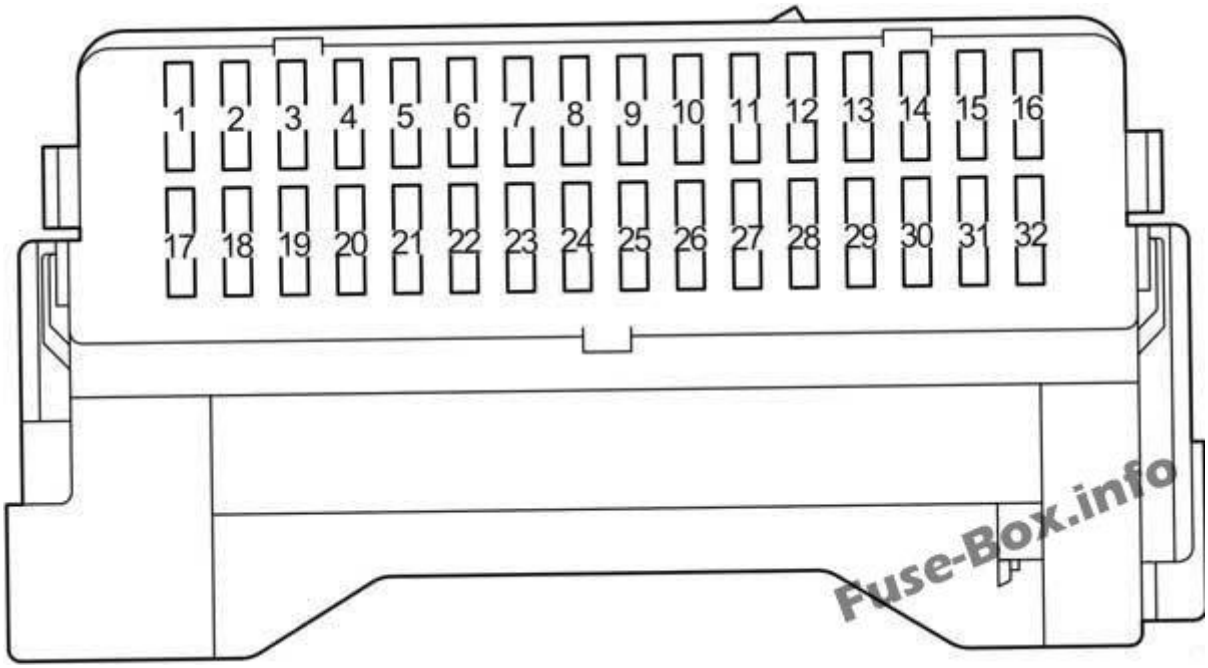

Advertisements

Assignment of the fuses in the passenger compartment

№	Name	Amp	Circuit
1	P/OUTLET	15	Power outlet
2	OBD	7.5	On-board diagnosis system
3	STOP	7.5	Stop lights, multiport fuel injection system/sequential multiport fuel injection system, high mounted stoplight, ABS, VSC, shift lock control system
4	FOG RR	7.5	Rear fog light, gauge and meters
5	D/L NO.3	20	Power door lock system
6	S/ROOF	20	Panoramic roof shade
7	FOG FR	7.5	Front fog lights, gauge and meters
8	AM1	5	"IG1 RLY", "ACC RLY"
9	D/L NO. 2	10	Back door lock system
10	DOOR NO. 2	20	Power windows
11	DOOR R/R	20	Power windows
12	DOOR R/L	20	Power windows
13	WASHER	15	Windshield washer
14	WIPER NO.2	25	Front wiper and washer (with auto wiper system), charging, power source (except 1WW)
15	WIPER RR	15	Rear window wiper
16	WIPER NO. 1	25	Windshield wipers
17	CIG	15	Cigarette Lighter

№	Name	Amp	Circuit
18	ACC	7.5	Outside rear view mirrors, main body ECU, clock, Audio system
19	SFT LOCK-ACC	5	Shift lock control system
20	TAIL	10	Front position lights, tail lights, license plate lights, front fog lights
21	PANEL	7.5	Switch illumination, instrument cluster lights, glove box light, main body ECU
22	WIPER-S	5	Charging system
23	ECU-IG NO.1	7.5	Electric cooling fan, AFS, charging system, ABS, VSC
24	ECU-IG NO.2	7.5	Tail lights, multiport fuel injection system/sequential multiport fuel injection system, AFS
25	ECU-IG NO.3	7.5	Multiport fuel injection system/sequential multiport fuel injection system, inside rear view mirror, panoramic roof shade, shift lock control system, headlight cleaner, AFS
26	HTR-IG	7.5	Air conditioning system, rear window defogger
27	ECU-IG NO.4	7.5	Main body ECU, front passenger seat belt reminder light, outside rear view mirrors
28	ECU-IG NO.5	5	Electric power steering
29	IGN	7.5	Smart entry & start system, multiport fuel injection system/sequential multiport fuel injection system, steering lock system
30	S/HTR	15	Seat heaters
31	METER	5	Gauge and meters
32	A/BAG	7.5	SRS airbag system

www.car-inform.com

Advertisements

Front side

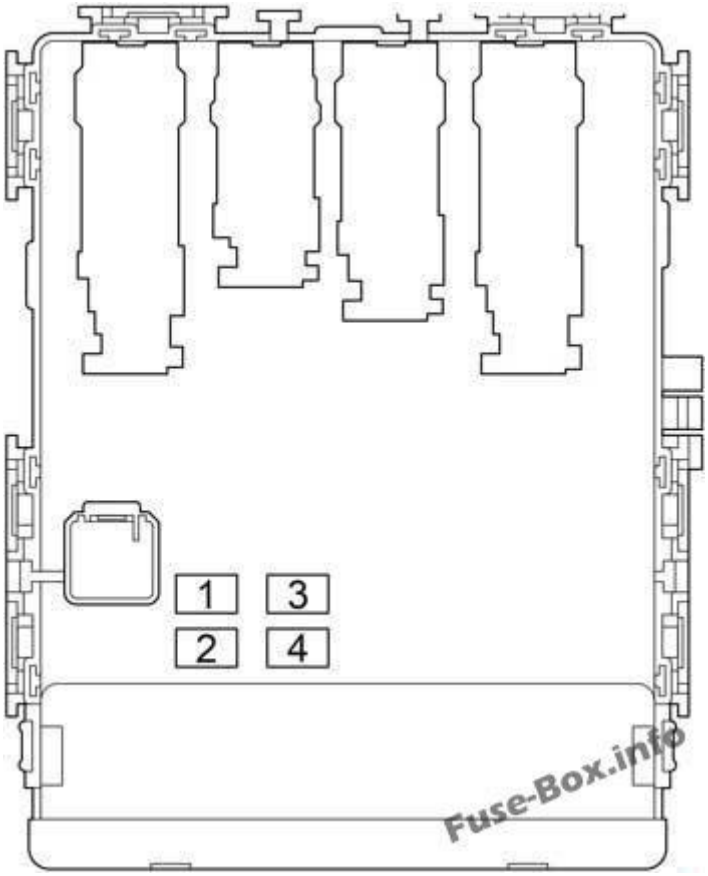

№	Name	Amp	Circuit
1	P/SEAT	30	Power seat
2	-	-	-
3	-	-	-
4	DOOR NO.1	30	Power windows

Relay Box

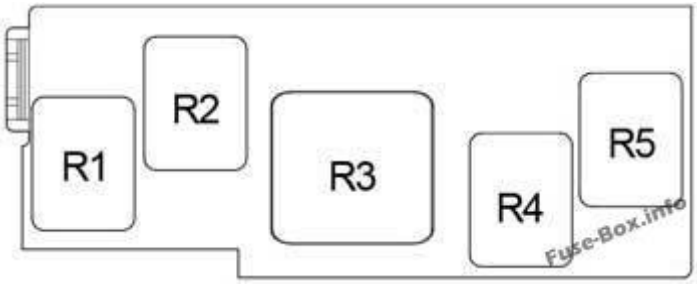

№	Relay
R1	Front fog light (FR FOG)
R2	Horn (S-HORN)
R3	-
R4	Power outlet (PYVR OUTLET)
R5	Interior light (DOME CUT)

Advertisements

Fuse Box in the Engine Compartment

Fuse box location

It is located in the engine compartment (left-side).

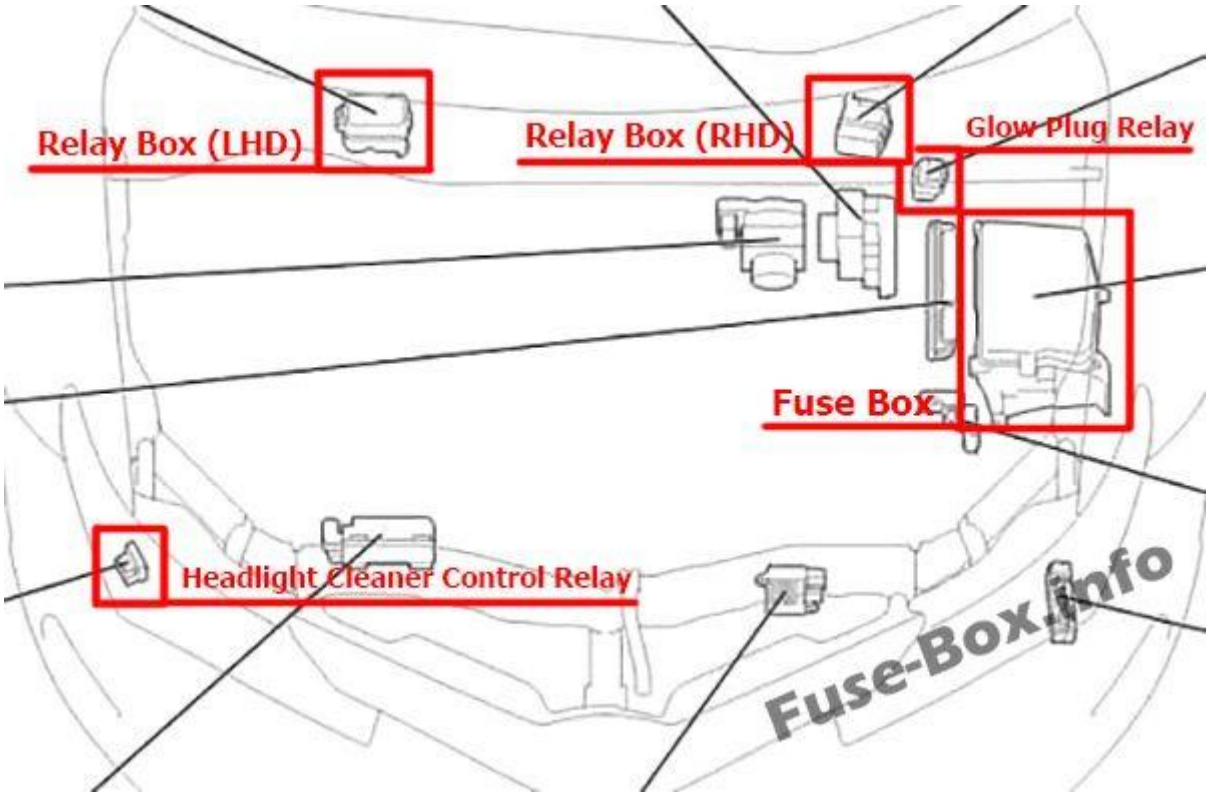

Fuse box diagram (except diesel 1.6L – 1WW)

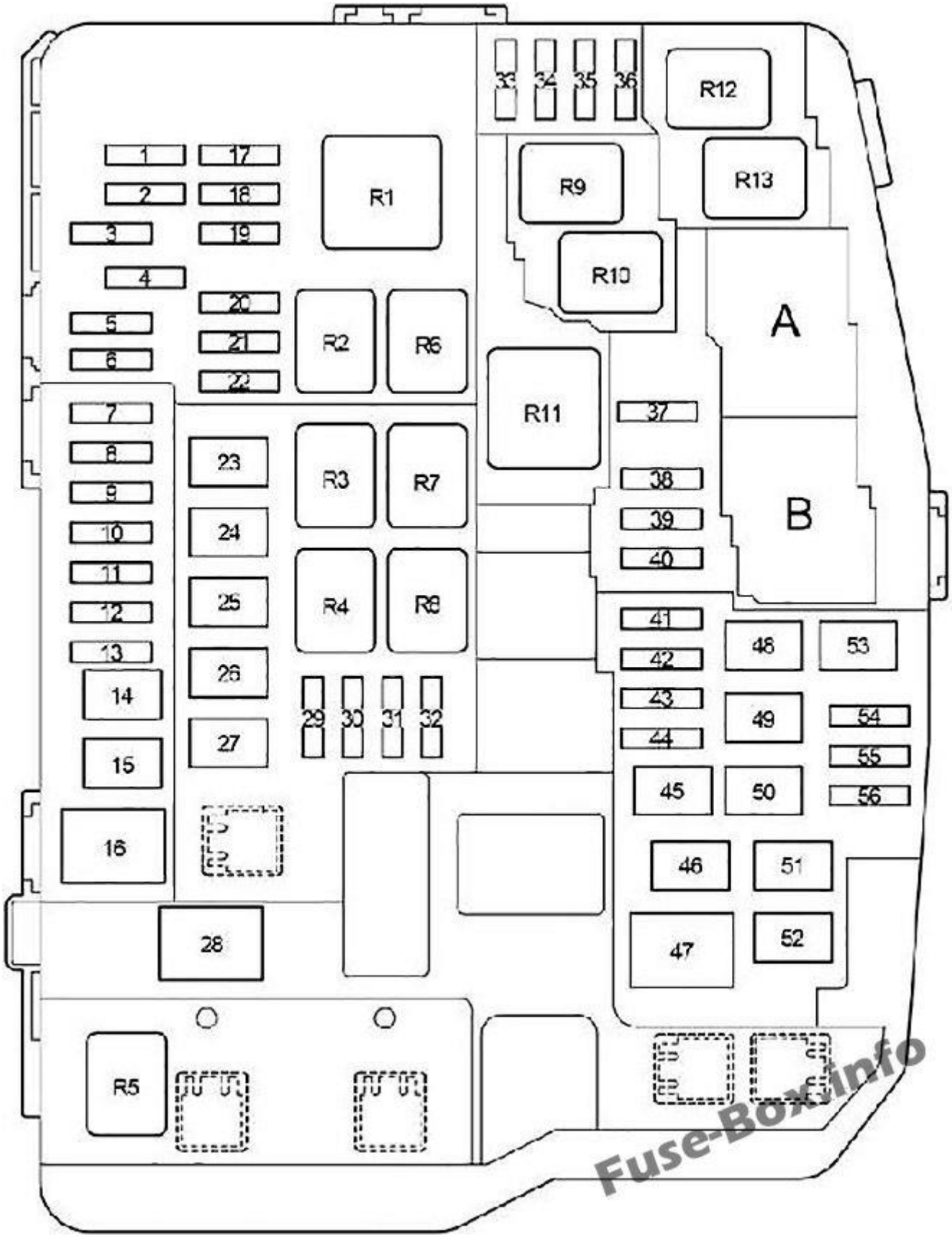
33
34
35
36
R12
1
17
R1
R9
R13
2
18
3
19
R10
4
20
A
5
21
R2
R6
6
22
R11
37
7
23
R3
R7
8
38
9
24
B
39
10
40
11
25
R4
R8
12
41
48
53
13
42
26
14
43
29
30
31
32
49
54
44
27
55
15
45
50
56
16
46
51
28
47
52
R5
Fuse-Box.info

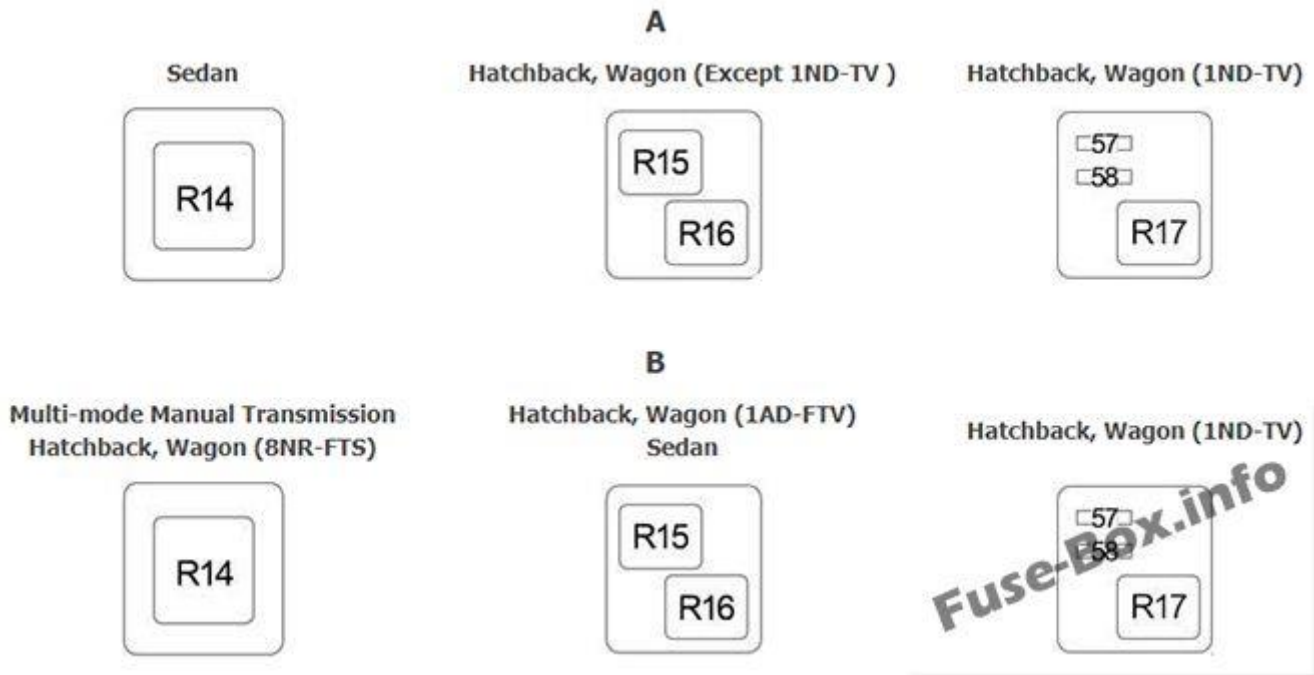

Advertisements

Assignment of the fuses in the Engine Compartment

№	Name	Amp	Circuit
1	ECU-B NO.2	10	Air conditioning system, power windows, smart entry & start system, out side rear view mirrors, gauge and meters
2	ECU-B NO.3	5	Electric power steering
3	AM 2	7.5	Multiport fuel injection system/sequential multiport fuel injection system, starting system, "IG2" fuse
4	D/C CUT	30	"DOME", "ECU-B NO.1", "RADIO" fuses
5	HORN	10	Horn
6	EFI-MAIN	20	1NR-FE: Multiport fuel injection system/sequential multiport fuel injection system, "EFI NO.1", "EFI NO.2" fuses, fuel pump
6	EFI-MAIN	25	1ZR-FAE, 1ZR-FE, 2ZR-FE, 8NR-FTS: Multiport fuel injection system/sequential multiport fuel injection system, "EFI NO.1", "EFI NO.2" fuses, fuel pump

№	Name	Amp	Circuit
6	EFI-MAIN	30	Diesel: Multiport fuel injection system/sequential multiport fuel injection system
7	ICS/ALT-S	5	Charging system
8	ETCS	10	1ZR-FAE, 1NR-FE, 1ZR-FE, 2ZR-FE, 8NR- FTS: Electronic throttle control system
8	EDU	20	1AD-FTV: Multiport fuel injection system/sequential multiport fuel injection system
9	TURN & HAZ	10	Except 8NR-FTS: Gauge and meters, turn signal lights
9	ST	30	8NR-FTS: Starting system
10	IG2	15	Gauge and meters, multiport fuel injection system/sequential multiport fuel injection system, SRS airbag system
11	EFI-MAIN NO.2	20	1AD-FTV: Multiport fuel injection system/sequential multiport fuel injection system
11	INJ/EFI-B	15	Gasoline: Multiport fuel injection system/sequential multiport fuel injection system
11	ECU-B No.4	10	1ND-TV, (Sedan (1AD-FTV): Multiport fuel injection system/sequential multiport fuel injection system
11	ECU-B No.4	20	8NR-FTS: Multiport fuel injection system/sequential multiport fuel injection system
11	DCM/MAYDAY	7.5	1NR-FE (April 2016 or later): Telematics system
12	EFI-MAIN NO.2	30	Except 8NR-FTS: Multiport fuel injection system/sequential multiport fuel injection system
12	DCM/MAYDAY	7.5	Sedan (1ZR-FE, 1ZR-FAE, 2ZR-FE): Telematics system
12	EFI-MAIN NO.2	10	Sedan (1ND-TV): Multiport fuel injection system/sequential multiport fuel injection system

№	Name	Amp	Circuit
13	ST	30	Except 8NR-FTS: Starting system
13	TURN & HAZ	10	8NR-FTS: Gauge and meters, turn signal lights
14	H-LP MAIN	30	Hatchback, Wagon: "H-LP RH-LO", "H-LP LH-LO", "H-LP RH-HI", "H-LP LH-HI" fuses
14	H-LP MAIN	40	Sedan: "H-LP RH-LO", "H-LP LH-LO", "H-LP RH-HI", "H-LP LH-HI" fuses
15	VLVMATIC	30	Multiport fuel injection system/sequential multiport fuel injection system
16	EPS	80	Electric power steering
17	ECU-B NO.1	10	Wireless remote control, main body ECU, VSC, smart entry & start system, clock
18	DOME	7.5	Interior lights, vanity lights, luggage compartment light, main body ECU
19	RADIO	20	Audio system
20	DRL	10	Daytime running lights
21	STRG HTR	15	Sedan: Steering heater
22	ABS NO.2	30	ABS, VSC
23	RDI	40	Electric cooling fan
24	-	-	-
25	DEF	30	Hatchback, Wagon: Rear window defogger, outside rear view mirror defoggers
25	DEF	50	Sedan: Rear window defogger, outside rear view mirror defoggers

№	Name	Amp	Circuit
26	ABS NO.1	50	ABS, VSC
27	HTR	50	Air conditioning system
28	ALT	120	Gasoline: Charging system
28	ALT	140	Diesel: Charging system
29	EFI NO.2	10	Multiport fuel injection system/sequential multiport fuel injection system
30	EFI NO.1	10	Except 8NR-FTS: Multiport fuel injection system/sequential multiport fuel injection system
30	EFI NO.1	15	8NR-FTS: Multiport fuel injection system/sequential multiport fuel injection system
31	EFI-N0.3	20	1ND-FTV: Multiport fuel injection system/sequential multiport fuel injection system
31	EFI-N0.3	10	8NR-FTS: Multiport fuel injection system/sequential multiport fuel injection system
31	EFI NO.4	20	Sedan: Multiport fuel injection system/sequential multiport fuel injection system
32	MIR-HTR	10	Multiport fuel injection system/sequential multiport fuel injection system, outside rear view mirror defoggers
33	H-LP RH-LO	15	HID: Right-hand headlight (low beam)
33	H-LP RH-LO	10	Halogen, LED: Right-hand headlight (low beam)
34	H-LP LH-LO	15	HID: Left-hand headlight (low beam)
34	H-LP LH-LO	10	Halogen, LED: Left-hand headlight (low beam), manual headlight leveling dial
35	H-LP RH-HI	7.5	Hatchback, Wagon: Right-hand headlight (high beam)

№	Name	Amp	Circuit
35	H-LP RH-HI	10	Sedan: Right-hand headlight (high beam)
36	H-LP LH-HI	7.5	Hatchback, Wagon: Left-hand headlight (high beam), gauge and meters
36	H-LP LH-HI	10	Sedan: Left-hand headlight (high beam), gauge and meters
37	EFI NO.4	15	Hatchback, Wagon: Multiport fuel injection system/sequential multiport fuel injection system
37	EFI NO.3	20	Sedan: Multiport fuel injection system/sequential multiport fuel injection system
38	-	-	-
39	-	-	-
40	-	-	-
41	AMP	15	Audio system
42	-	-	-
43	EFI-MAIN NO.2	20	8NR-FTS: Multiport fuel injection system/sequential multiport fuel injection system
44	STRG LOCK	20	Steering lock system
45	AMT	50	Sedan: Multi-mode manual transmission
46	BBC	40	Stop 8t Start system
46	AMT	50	Hatchback, Wagon: Multi-mode manual transmission
47	GLOW	80	Engine glow system
48	PTC HTR NO.2	30	Power heater

№	Name	Amp	Circuit
49	PTC HTR NO.1	30	Power heater
50	H-LP CLN	30	Headlight cleaner
51	ABS NO.1	30	Sedan: ABS, VSC
51	ABS NO.3	30	Hatchback, Wagon: ABS, VSC
52	CDS FAN	30	Electric cooling fan
53	PTC HTR NO.3	30	Power heater
54	-	-	-
55	S-HORN	10	Theft deterrent
56	STV HTR	25	Power heater
56	DEICER	20	Sedan (1ZR-FE, 1ZR-FAE, 2ZR-FE, 1NR-FE): Front window deicer
A			
57	EFI NO.5	10	1ND-TV(from May 2015) ; Multiport fuel injection system/sequential multiport fuel injection system
58	-	-	-
B			
57	EFI NO.6	15	1ND-TV(from May 2015) ; Multiport fuel injection system/sequential multiport fuel injection system
58	EFI NO.7	15	1ND-TV(from May 2015); Multiport fuel injection system/sequential multiport fuel injection system

№	Name	Amp	Circuit
Relay			
R1			Electric power steering (EPS)
R2			(INJ) Sedan (1ND-TV (from April 2016): (EFI-MAIN N0.2)
R3			Starter (ST NO.1)
R4			Daytime running lights (DRL)
R5			Horn (HORN)
R6			Electric cooling fan (FAN NO.1)
R7			(EFI-MAIN)
R8			Ignition (IG2)
R9			Dimmer (DIMMER)
R10			Hatchback, Wagon: Stop lights (STOP LP)
R11			Headlight (H-LP)
R12			1NR-FE, 1ZR-FAE, 1ZR- FE, 2ZR-FE: Fuel pump (C/OPN) 1AD-FTV: (EDU) 1ND-TV, 8NR-FTS: (EFI MAIN N0.2)
R13			Hatchback, Wagon (1AD-FTV): (EFI MAIN N0.2) Hatchback, Wagon (1ND-TV): (TSS-C HTR) Sedan (<- November 2016): Stop lights (STOP LP) Sedan (November 2016 ^): (TSS-C HTR)
A			

№	Name	Amp	Circuit
R14			Sedan: Rear window defogger (DEF)
R15			Hatchback, Wagon (except 1ND-TV): (TSS-C HTR)
R16			Hatchback, Wagon (except 1ND-TV): Rear window defogger (DEF)
R17			Hatchback, Wagon (1ND-TV (from May 2015)): Rear window defogger (DEF)
B			
R14			Multi-mode Manual Transmission (AMT) Hatchback, Wagon (8NR- FTS): Electric cooling fan (FAN MAIN)
R15			Hatchback, Wagon (1AD-FTV): Electric cooling fan (FAN NO.2) Sedan:-
R16			Hatchback, Wagon (1AD-FTV): Electric cooling fan (FAN NO.3) Sedan (1ZR-FE, 1ZR-FAE, 2ZR-FE, 1NR-FE): Front window deicer (DEICER)
R17			Hatchback, Wagon (1ND-TV (from May 2015)): -

Advertisements

Fuse box diagram (diesel 1.6L – 1WW)

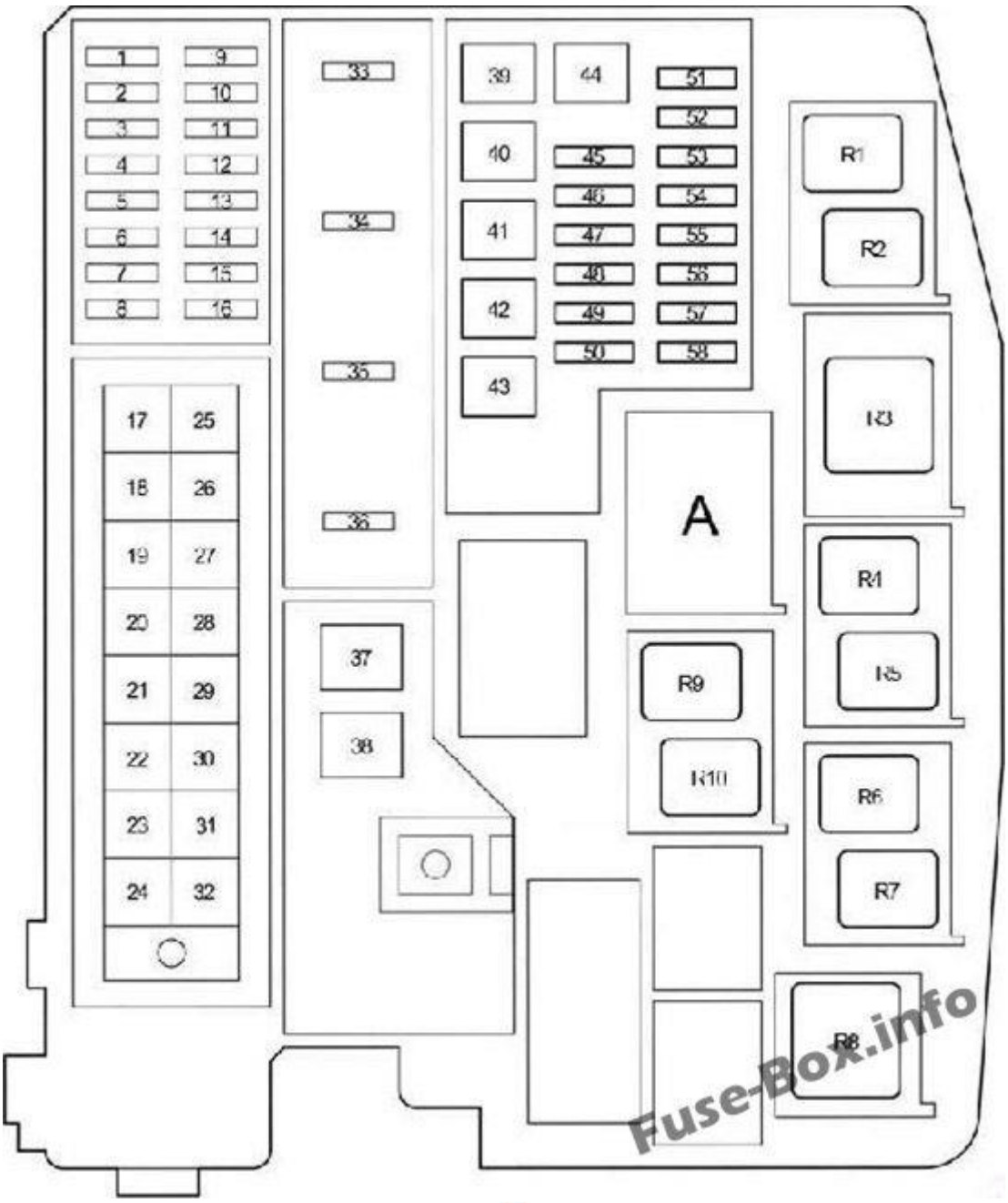

A

Prior November 2016



November 2016 or later

Assignment of the fuses in the Engine Compartment (1WW)

№	Name	Amp	Circuit
1	DOME	7.5	Luggage compartment light, vanity lights, front door courtesy lights, personal/interior lights, foot lights
2	RAD No.1	20	Audio system, navigation system, parking assist (rear view monitor)
3	ECU-B	10	Gauges and meters, sub-battery, steering sensor, double locking system, wireless remote control, smart entry 8t. start system
4	D.C.C	-	-
5	ECU-B2	10	Smart entry 8t start system, air conditioning system, power windows, gateway ECU
6	EFI MAIN NO.2	7.5	Multiport fuel injection system/sequential multiport fuel injection system
7	-	-	-
8	-	-	-
9	-	-	-
10	STRG LOCK	20	Steering lock system
11	-	-	-
12	ST	30	Starting system
13	ICS/ALT-S	5	Charging system
14	TURN-HAZ	10	Turn signal lights, emergency flashers
15	ECU-B NO.3	5	Electric power steering

№	Name	Amp	Circuit
16	AM2 NO.2	7.5	Starting system
17	-	-	-
18	ABS No.1	50	ABS, VSC
19	CDS FAN	30	Electric cooling fan
20	RDI FAN	40	Electric cooling fan
21	H-LP CLN	30	Headlight cleaners
22	TO IP J/B	120	"ECU-IG NO.2", "HTR-IG", "WIPER", "RR WIPER", "WASHER", "ECU-IG No.1", "ECU-IG NO.3", "SEAT HTR", "AMI", "DOOR", "STOP", "FR DOOR", "POWER", "RR DOOR", "RL DOOR", "OBD", "ACC-B", "RR FOG", "FR FOG", "DEF", "TAIL", "SUNROOF", "DRL" fuses
23	-	-	-
24	-	-	-
25	-	-	-
26	P/I	50	"HORN", "IG2", "FUEL PMP" fuses
27	-	-	-
28	FUEL HTR	50	Fuel heater
29	EFI MAIN	50	Multiport Fuel Injection System/Sequential Multiport Fuel Injection System
30	EPS	80	Electric power steering
31	GLOW	80	Engine glow system
32	-	-	-

№	Name	Amp	Circuit
33	IG2	15	"IGN", "METER" fuses
34	HORN	15	Horn, theft deterrent
35	FUEL PUMP	30	Fuel pump
36	-	-	-
37	H-LP MAIN	30	"H-LP LH LO", "H-LP RH LO", "H-LP LH HI", "H-LP RH HI" fuses
38	BBC	40	Stop & Start system
39	HTR SUB NO.3	30	Power heater
40	-	-	-
41	HTR SUB NO.2	30	Power heater
42	HTR	50	Air conditioner, heater
43	HTR SUB No.1	50	Power heater
44	DEF	30	Rear window defogger, outside rear view mirror defoggers
45	STV HTR	25	Power heater
46	ABS NO.2	30	ABS, VSC
47	-	-	-
48	-	-	-
49	DRL	10	Daytime running lights

№	Name	Amp	Circuit
50	-	-	-
51	H-LP LH LO	10	Left-hand headlight (low beam)
52	H-LP RH LO	10	Right-hand headlight (low beam)
53	H-LP LH HI	7.5	November 2016: Left-hand headlight (high beam)
53	RDI EFI	5	November 2016 Electric cooling fan
54	H-LP RH HI	7.5	November 2016: Right-hand headlight (high beam)
54	CDS EFI	5	November 2016: Electric cooling fan
55	EFI No.1	7.5	Multiport fuel injection system/sequential multiport fuel injection system, Stop & Start system
56	EFI NO.2	15	Multiport fuel injection system/sequential multiport fuel injection system
57	MIR HTR	10	Multiport fuel injection system/sequential multiport fuel injection system, outside rear view mirror defoggers
58	EFI NO.4	20	Multiport fuel injection system/sequential multiport fuel injection system
59	CDS EFI	5	November 2016: Electric cooling fan
60	RDI EFI	5	November 2016: Electric cooling fan
Relay			
R1			Electric cooling fan (FAN NO.2)

№	Name	Amp	Circuit
R2			Electric cooling fan (FAN NO.3)
R3			Electric power steering (EPS)
R4			Stop lights (STOP LP)
R5			Starter (ST No.1)
R6			Rear window defogger (DEF)
R7			(EFI MAIN)
R8			Headlight (H-LP)
R9			Dimmer
R10			November 2016: Daytime running lights (DRL) November 2016 Electric cooling fan (FAN No.1)
R11			November 2016: Electric cooling fan (FAN No.1) November 2016 Fuel heater (FUEL HTR)

Relay Box

№	Relay
R1	-
R2	HTR SUB NO.1
R3	HTR SUB NO.3
R4	HTR SUB NO.2