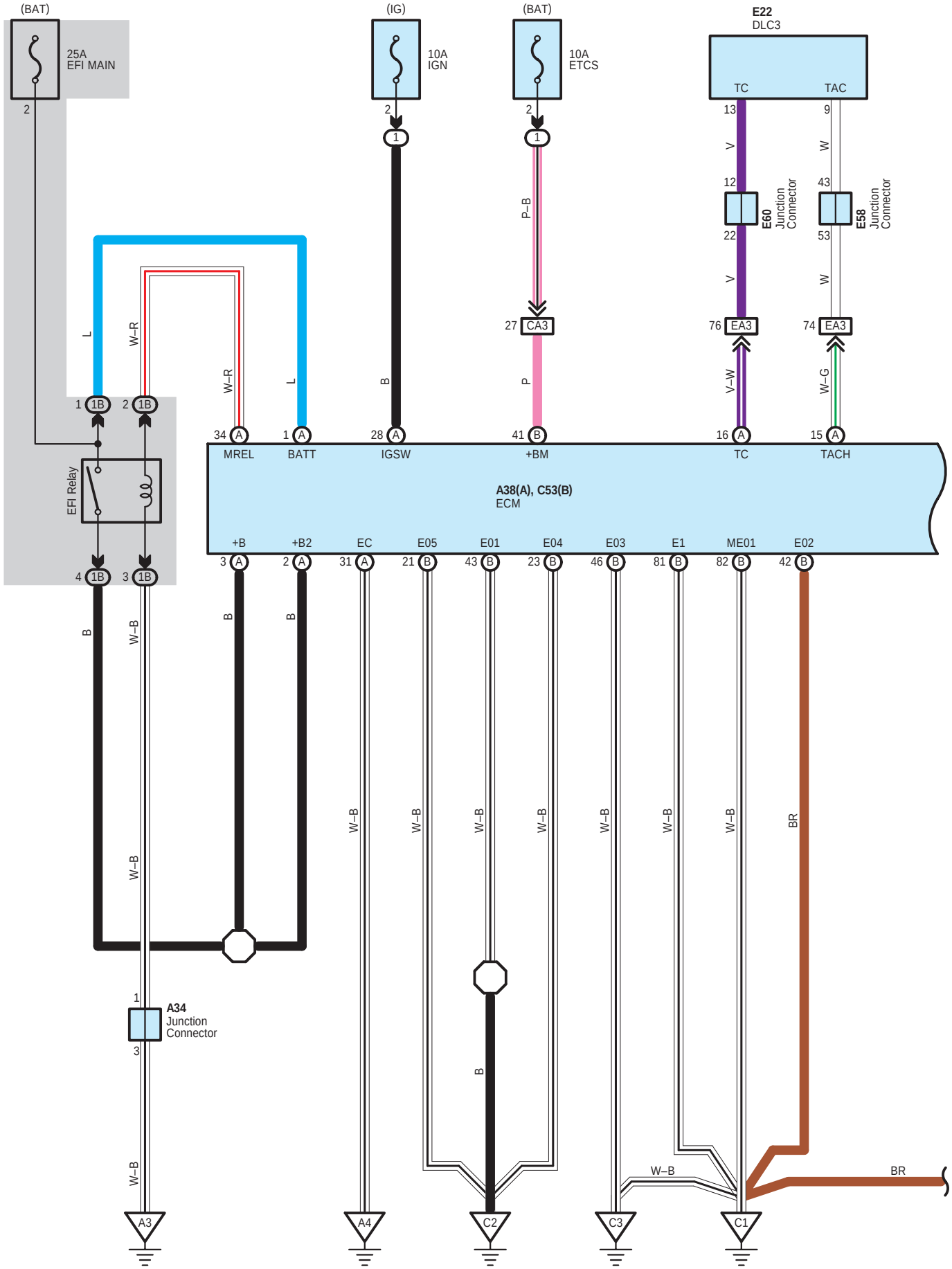
(BAT)
25A
EFI MAIN
2
(IG)
10A
IGN
2
1
(BAT)
10A
ETCS
2
1
E22
DLC3
TC
TAC
13
9
V
W
12
43
E60
Junction
Connector
E58
Junction
Connector
22
53
V
W
P–B
27
CA3
76
EA3
74
EA3
L
W–R
W–R
L
B
P
V–W
W–G
1
1B
2
1B
34
A
1
A
28
A
41
B
16
A
15
A
MREL
BATT
IGSW
+BM
TC
TACH
EFI Relay
A38(A), C53(B)
ECM
+B
+B2
EC
E05
E01
E04
E03
E1
ME01
E02
4
1B
3
1B
3
A
2
A
31
A
21
B
43
B
23
B
46
B
81
B
82
B
42
B
B
W–B
B
B
W–B
W–B
W–B
W–B
W–B
W–B
W–B
BR
1
A34
Junction
Connector
3
B
W–B
W–B
BR
A3
A4
C2
C3
C1

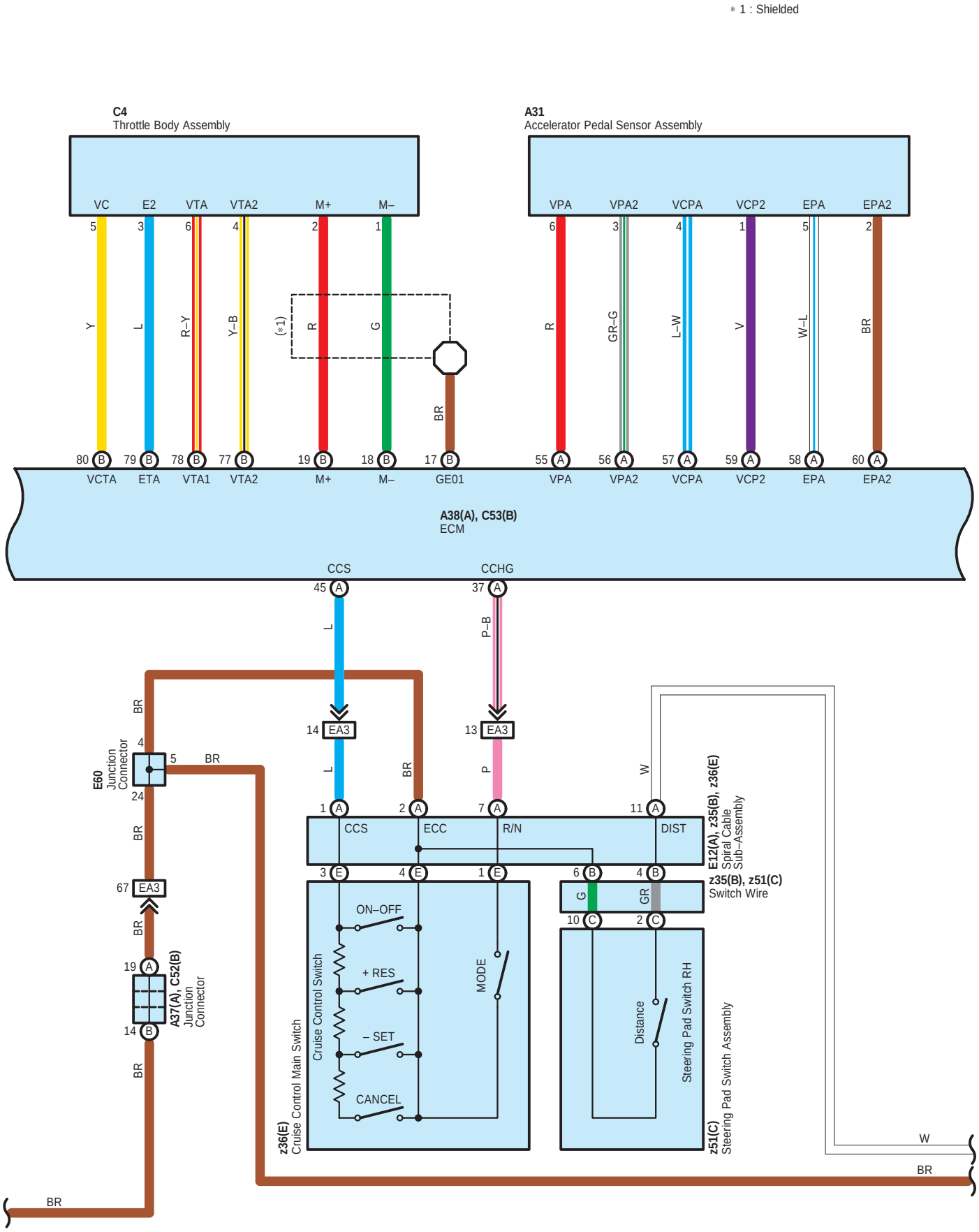
∗ 1 : Shielded
C4
Throttle Body Assembly
VC
E2
VTA
VTA2
M+
M–
A31
Accelerator Pedal Sensor Assembly
VPA
VPA2
VCPA
VCP2
EPA
EPA2
(∗1)
VCTA
ETA
VTA1
GE01
A38(A), C53(B)
ECM
CCS
CCHG
EA3
E60
Junction
Connector
A37(A), C52(B)
Junction
Connector
ECC
R/N
DIST
E12(A), z35(B), z36(E)
Spiral Cable
Sub–Assembly
z35(B), z51(C)
Switch Wire
ON–OFF
+ RES
– SET
CANCEL
MODE
Cruise Control Switch
z36(E)
Cruise Control Main Switch
Distance
Steering Pad Switch RH
z51(C)
Steering Pad Switch Assembly

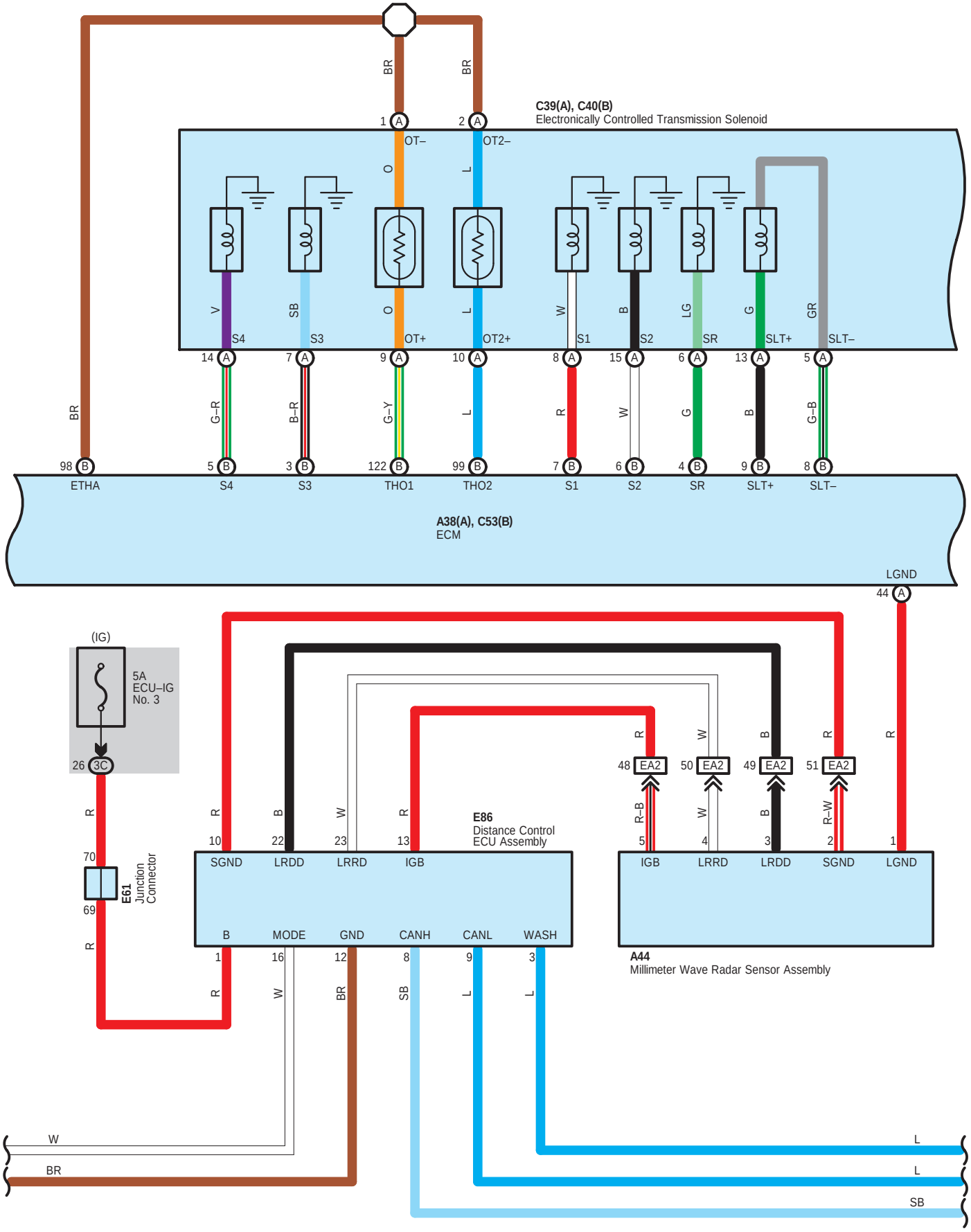
C39(A), C40(B)
Electronically Controlled Transmission Solenoid
1 A
2 A
BR
BR
OT–
OT2–
O
L
V
SB
O
L
W
B
LG
G
GR
S4
S3
OT+
OT2+
S1
S2
SR
SLT+
SLT–
14 A
7 A
9 A
10 A
8 A
15 A
6 A
13 A
5 A
G–R
B–R
G–Y
L
R
W
G
B
G–B
BR
98 B
5 B
3 B
122 B
99 B
7 B
6 B
4 B
9 B
8 B
ETHA
S4
S3
THO1
THO2
S1
S2
SR
SLT+
SLT–
A38(A), C53(B)
ECM
LGND
44 A
(IG)
5A
ECU–IG
No. 3
26 3C
R
70
69
E61
Junction
Connector
R
R
10
SGND
B
22
LRDD
W
23
LRRD
R
13
IGB
E86
Distance Control
ECU Assembly
B
1
MODE
16
GND
12
CANH
8
CANL
9
WASH
3
R
W
BR
SB
L
L
R
48 EA2
W
50 EA2
B
49 EA2
R
51 EA2
R
R–B
5
W
4
B
3
R–W
2
1
IGB
LRRD
LRDD
SGND
LGND
A44
Millimeter Wave Radar Sensor Assembly
W
BR
L
L
SB

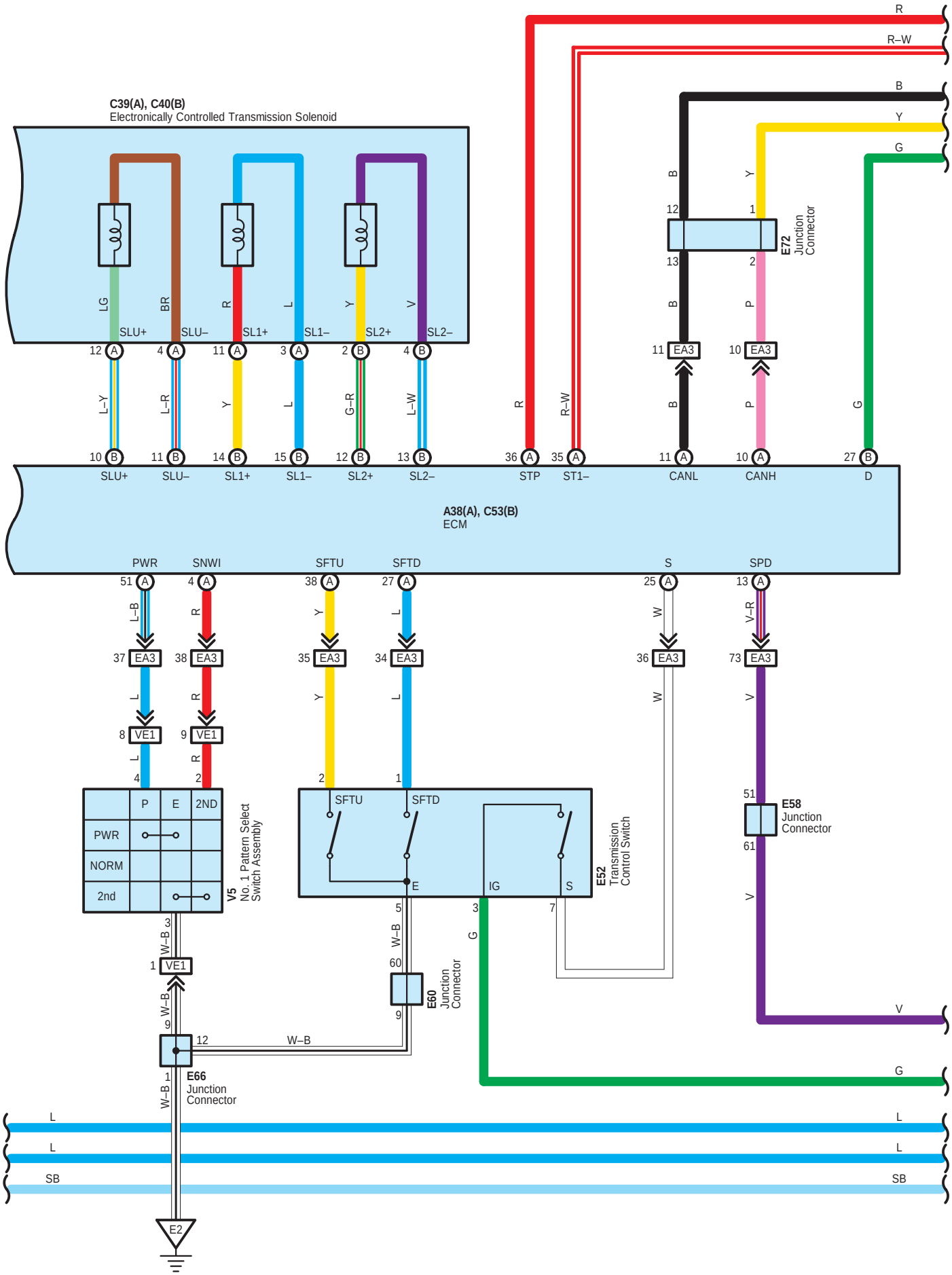
C39(A), C40(B)
Electronically Controlled Transmission Solenoid
SLU+
SLU–
SL1+
SL1–
SL2+
SL2–
E72
Junction
Connector
A38(A), C53(B)
ECM
STP
ST1–
CANL
CANH
D
PWR
SNWI
SFTU
SFTD
S
SPD
EA3
VE1
V5
No. 1 Pattern Select
Switch Assembly
E52
Transmission
Control Switch
E58
Junction
Connector
E60
Junction
Connector
E66
Junction
Connector
E2

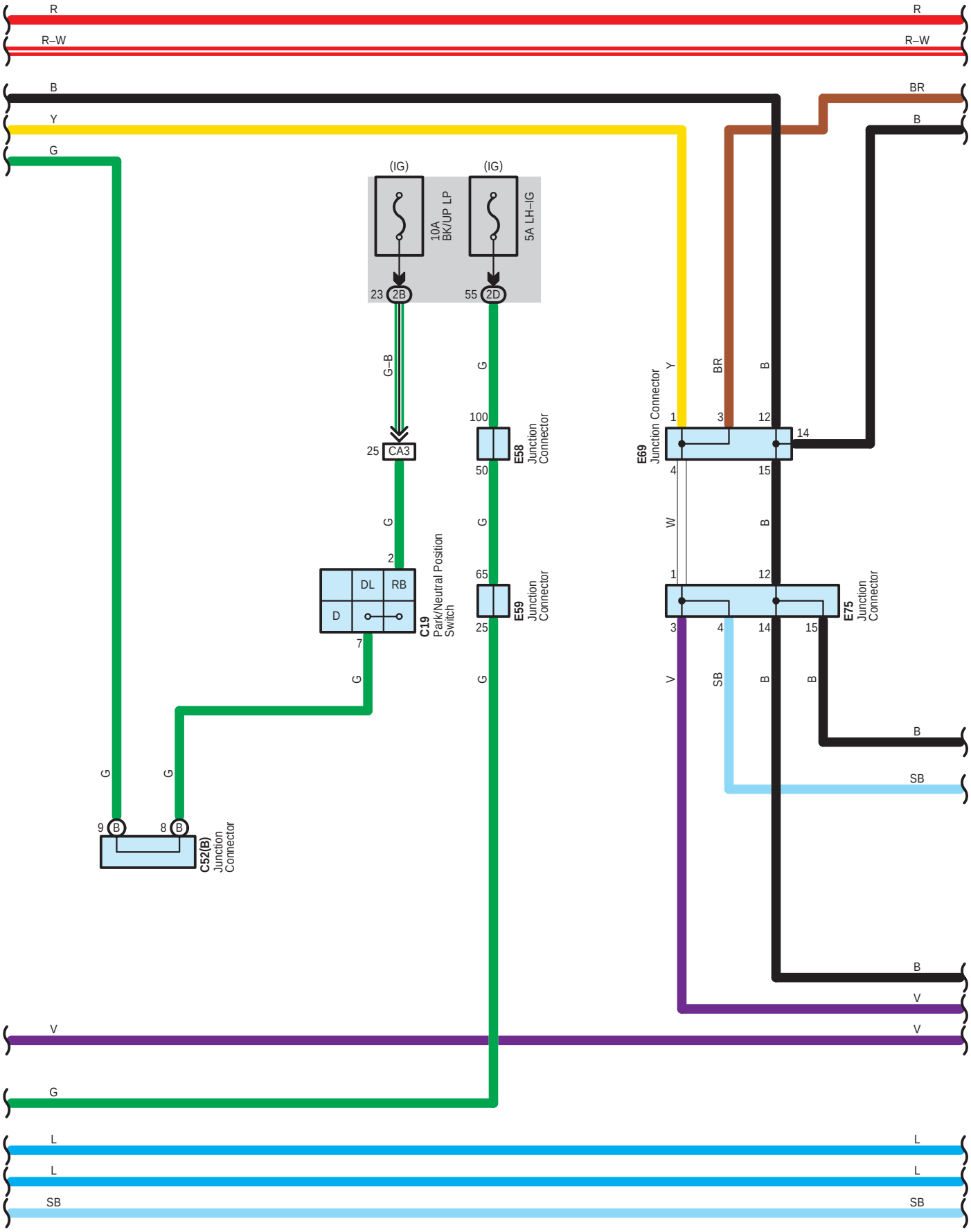
R
R–W
B
Y
G
BR
(IG)
(IG)
10A
BK/UP LP
5A LH–IG
23
2B
55
2D
G–B
G
100
50
E58
Junction
Connector
25
CA3
G
2
DL
RB
D
C19
Park/Neutral Position
Switch
7
65
25
E59
Junction
Connector
E69
Junction Connector
1
3
12
14
4
15
W
E75
Junction
Connector
V
SB
9
B
8
B
C52(B)
Junction
Connector
L

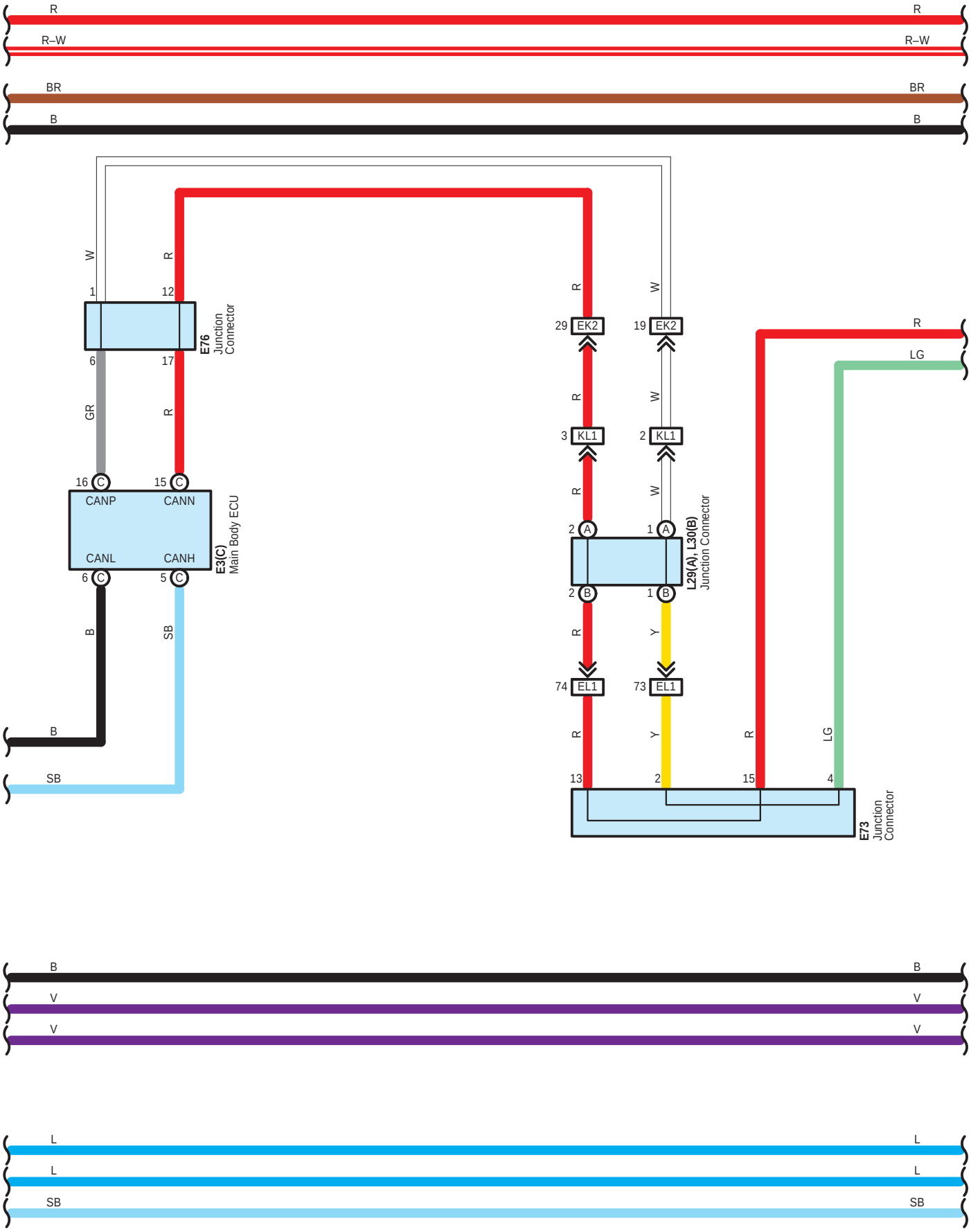
R
R–W
BR
B
W
R
1
12
E76
Junction
Connector
6
17
GR
R
16 C
15 C
CANP
CANN
CANL
CANH
E3(C)
Main Body ECU
6 C
5 C
B
SB
B
SB
R
W
29 EK2
19 EK2
R
W
3 KL1
2 KL1
R
W
2 A
1 A
L29(A), L30(B)
Junction Connector
2 B
1 B
R
Y
74 EL1
73 EL1
R
Y
R
LG
13
2
15
4
E73
Junction
Connector
R
LG
B
V
V
L
L
SB

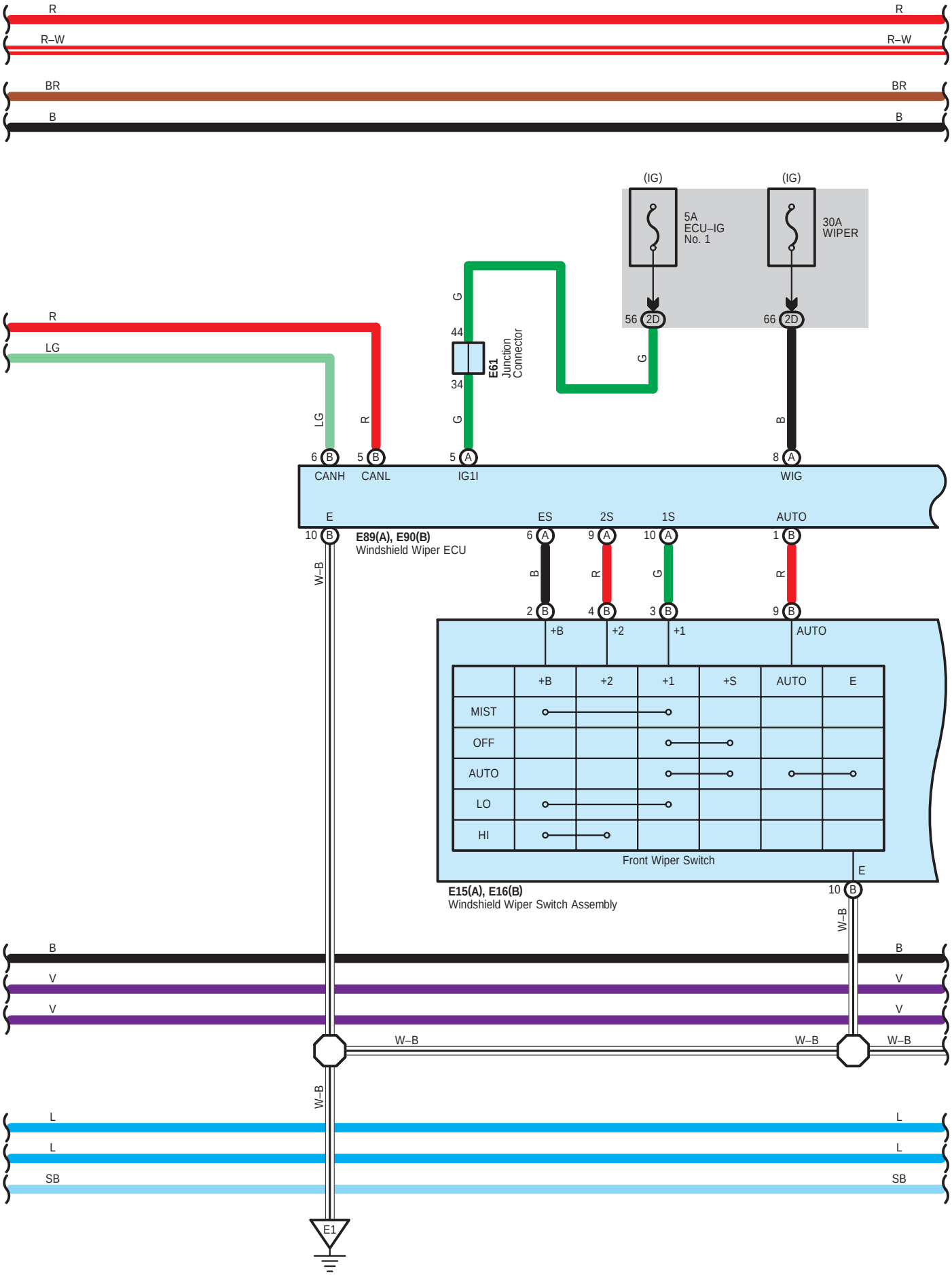
R
R–W
BR
B
(IG)
5A
ECU–IG
No. 1
(IG)
30A
WIPER
56 2D
66 2D
G
44
34
E61
Junction
Connector
LG
R
6 B
5 B
5 A
8 A
CANH
CANL
IG1I
WIG
E
ES
2S
1S
AUTO
10 B
E89(A), E90(B)
Windshield Wiper ECU
6 A
9 A
10 A
1 B
2 B
4 B
3 B
9 B
+B
+2
+1
AUTO
+S
MIST
OFF
LO
HI
Front Wiper Switch
E15(A), E16(B)
Windshield Wiper Switch Assembly
W–B
V
L
SB
E1

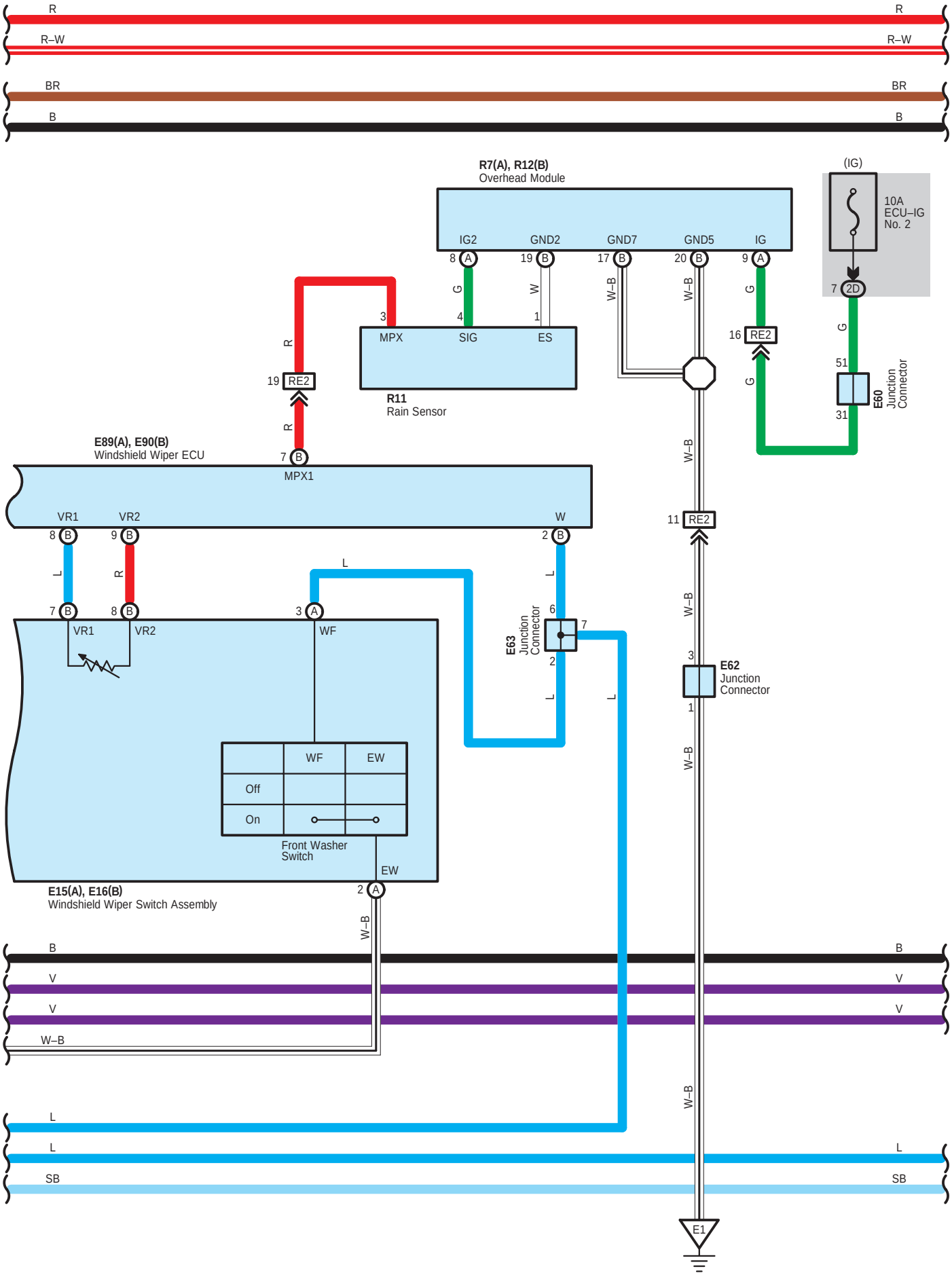
R
R–W
BR
B
R7(A), R12(B)
Overhead Module
IG2
GND2
GND7
GND5
IG
(IG)
10A
ECU–IG
No. 2
MPX
SIG
ES
R11
Rain Sensor
RE2
E60
Junction
Connector
E89(A), E90(B)
Windshield Wiper ECU
MPX1
VR1
VR2
W
E63
Junction
Connector
E62
Junction
Connector
WF
EW
Off
On
Front Washer
Switch
E15(A), E16(B)
Windshield Wiper Switch Assembly
V
W–B
L
SB
E1

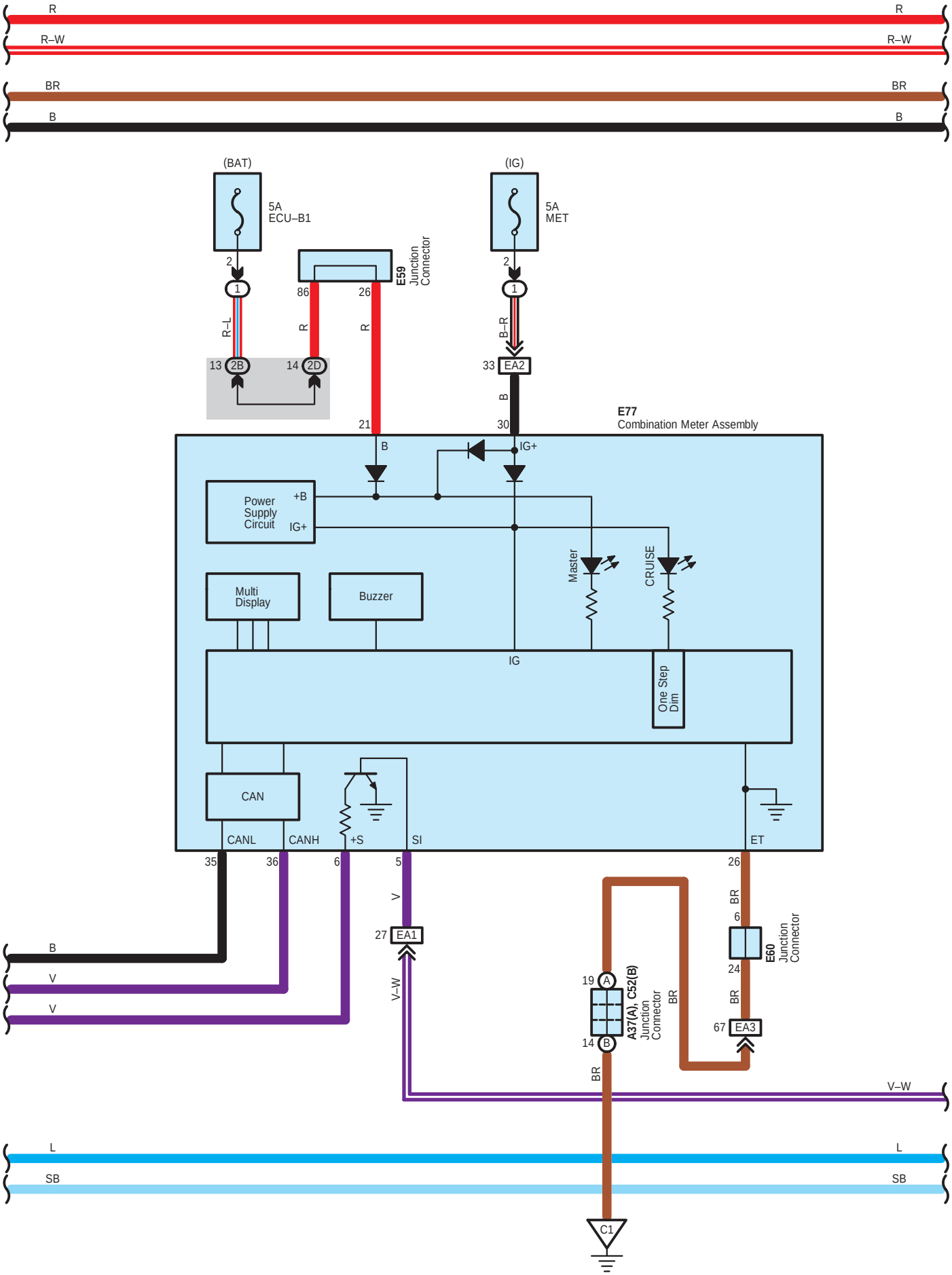
R
R–W
BR
B
(BAT)
5A
ECU–B1
(IG)
5A
MET
E59
Junction
Connector
86
26
R–L
R
R
B–R
13 2B
14 2D
33 EA2
B
21
30
E77
Combination Meter Assembly
B
IG+
Power
Supply
Circuit
+B
IG+
Master
CRUISE
Multi
Display
Buzzer
IG
One Step
Dim
CAN
CANL
CANH
+S
SI
ET
35
36
6
5
26
V
27 EA1
V–W
BR
6
E60
Junction
Connector
24
BR
19 A
14 B
A37(A), C52(B)
Junction
Connector
BR
67 EA3
BR
V–W
L
SB
C1

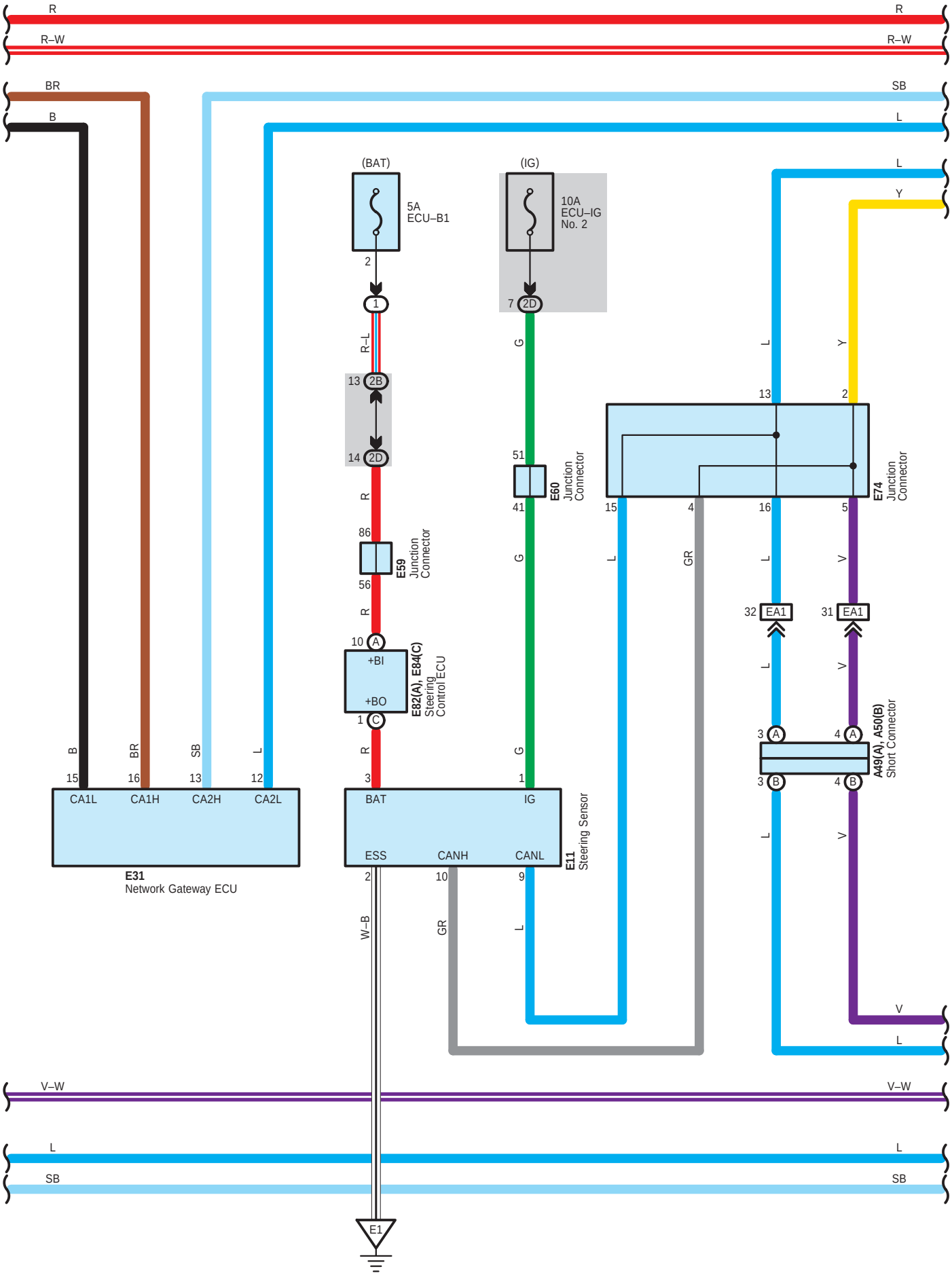
R
R–W
BR
B
SB
L
Y
(BAT)
5A
ECU–B1
(IG)
10A
ECU–IG
No. 2
2
1
7
2D
R–L
13
2B
14
2D
G
51
41
E60
Junction
Connector
E74
Junction
Connector
15
4
16
5
86
56
E59
Junction
Connector
10
A
+BI
+BO
1
C
E82(A), E84(C)
Steering
Control ECU
32
EA1
31
EA1
3
A
4
A
3
B
4
B
A49(A), A50(B)
Short Connector
CA1L
CA1H
CA2H
CA2L
E31
Network Gateway ECU
BAT
IG
ESS
CANH
CANL
E11
Steering Sensor
W–B
GR
V
V–W
E1

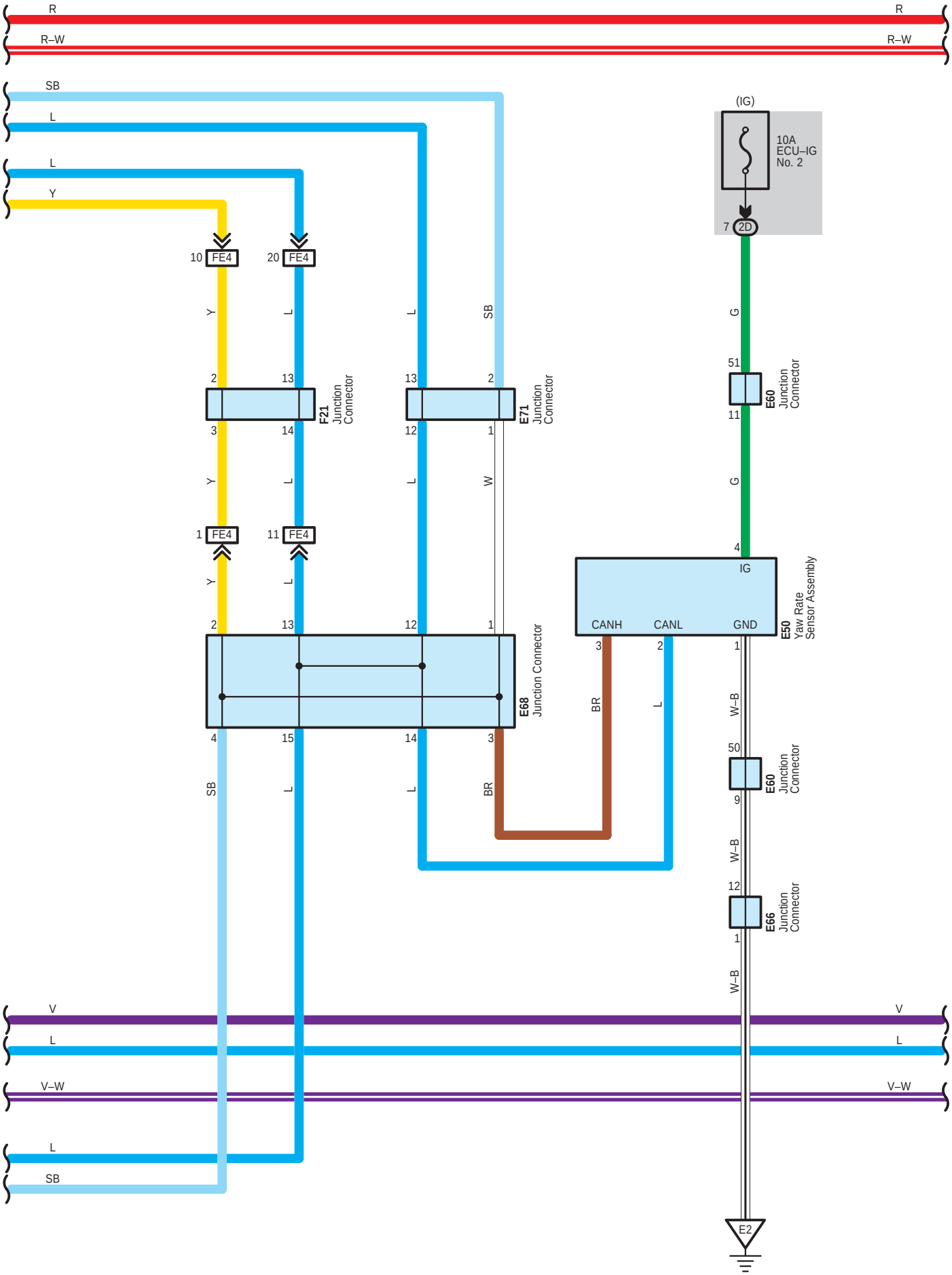
R
R–W
SB
L
Y
(IG)
10A
ECU–IG
No. 2
7 2D
10 FE4
20 FE4
1 FE4
11 FE4
F21
Junction
Connector
E71
Junction
Connector
E60
Junction
Connector
E68
Junction Connector
E50
Yaw Rate
Sensor Assembly
IG
CANH
CANL
GND
E66
Junction
Connector
W
G
BR
W–B
V
V–W
E2

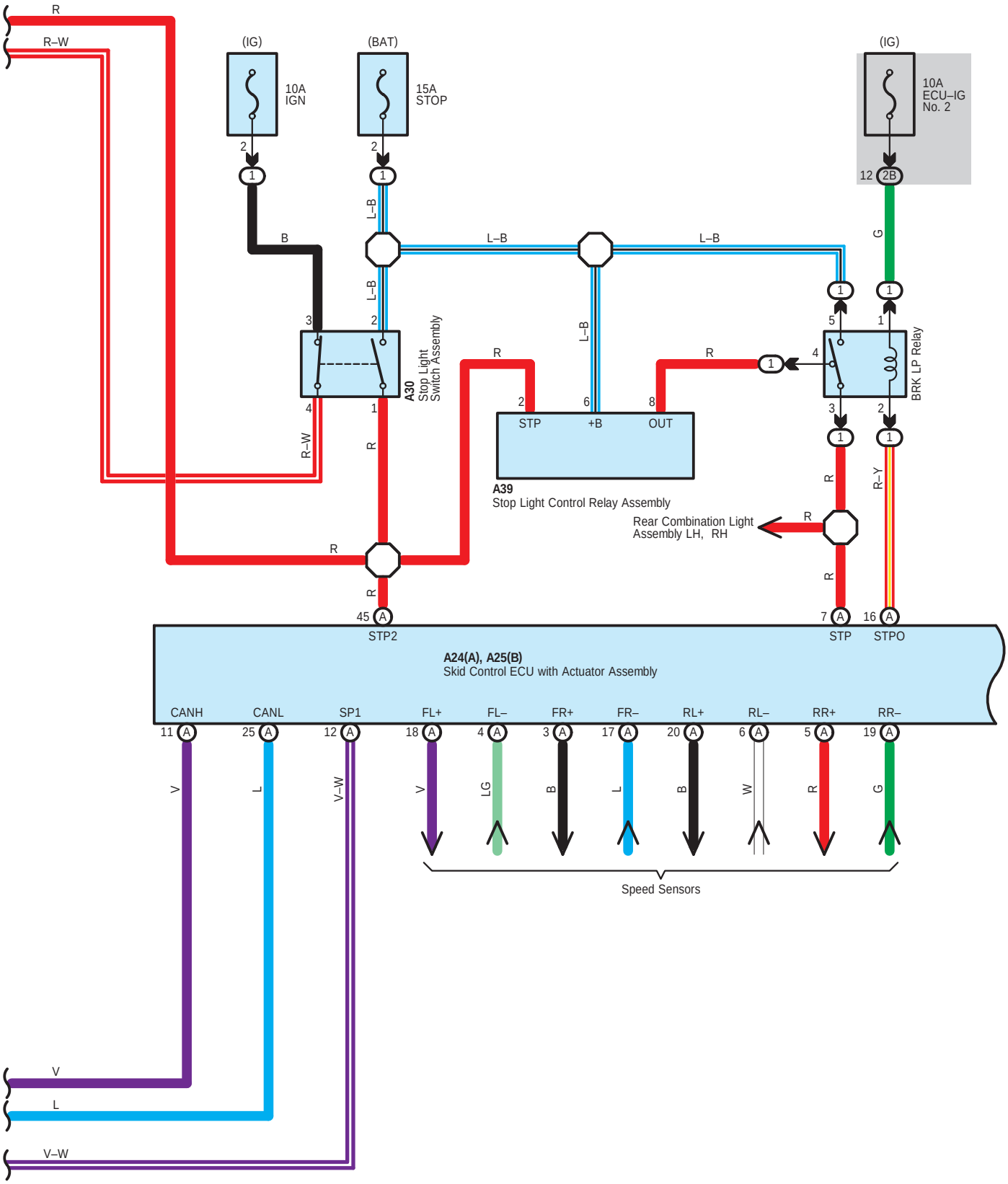
R
R–W
(IG)
10A
IGN
(BAT)
15A
STOP
(IG)
10A
ECU–IG
No. 2
12 2B
L–B
B
G
A30
Stop Light
Switch Assembly
R–W
R
STP
+B
OUT
A39
Stop Light Control Relay Assembly
BRK LP Relay
R–Y
Rear Combination Light
Assembly LH, RH
45 A
STP2
7 A
STP
16 A
STPO
A24(A), A25(B)
Skid Control ECU with Actuator Assembly
CANH
CANL
SP1
FL+
FL–
FR+
FR–
RL+
RL–
RR+
RR–
11 A
25 A
12 A
18 A
4 A
3 A
17 A
20 A
6 A
5 A
19 A
V
L
V–W
LG
W
Speed Sensors

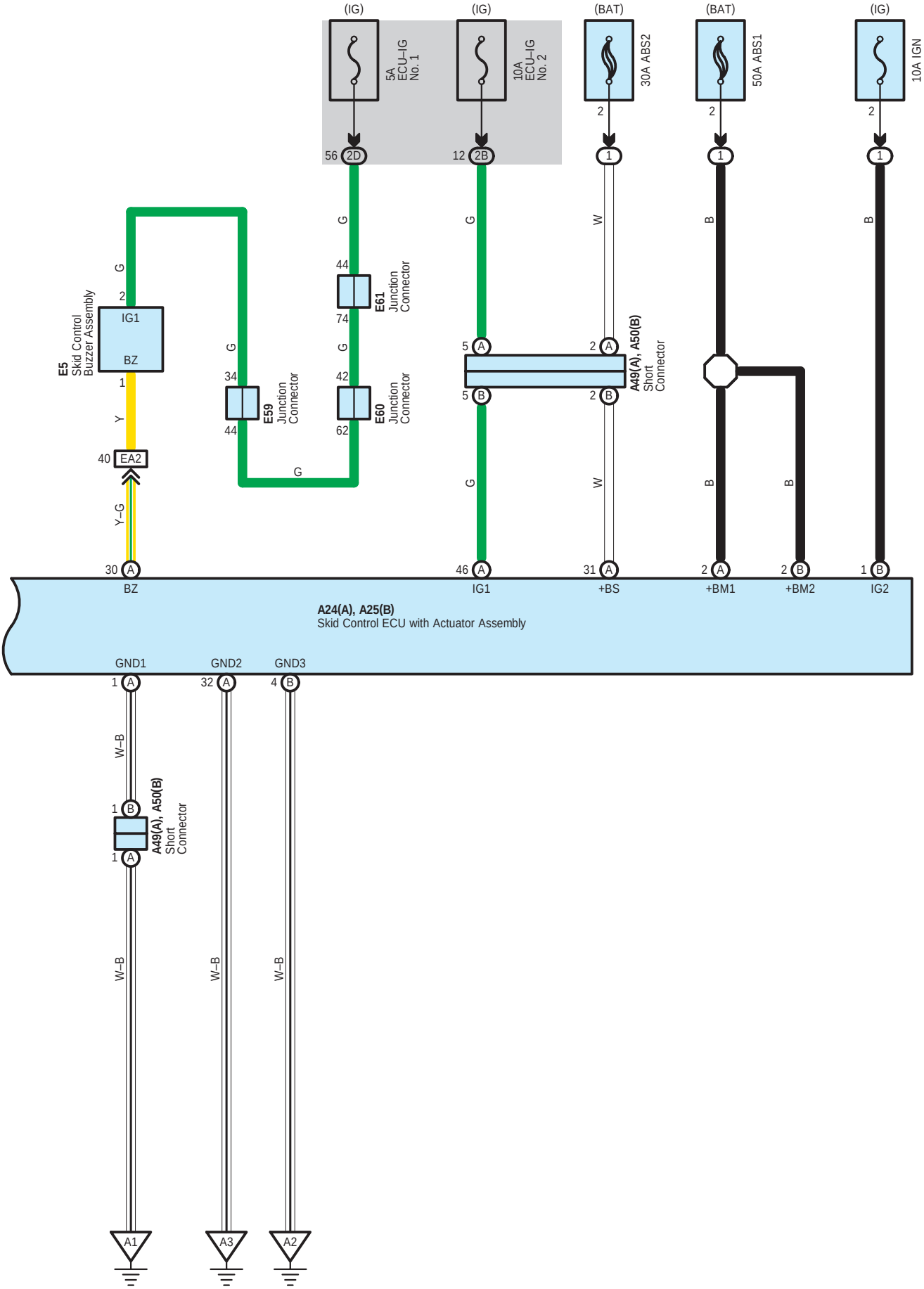
(IG)
5A
ECU–IG
No. 1
(IG)
10A
ECU–IG
No. 2
(BAT)
30A ABS2
(BAT)
50A ABS1
(IG)
10A IGN
56 2D
12 2B
2
1
E5
Skid Control
Buzzer Assembly
IG1
BZ
E61
Junction
Connector
E59
Junction
Connector
E60
Junction
Connector
A49(A), A50(B)
Short
Connector
EA2
BZ
IG1
+BS
+BM1
+BM2
IG2
A24(A), A25(B)
Skid Control ECU with Actuator Assembly
GND1
GND2
GND3
W–B
A1
A3
A2

A 24
Black

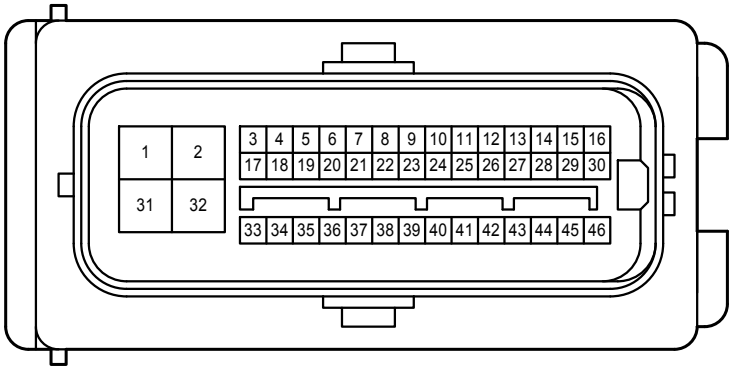

A 25
Black

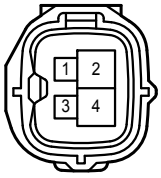

A 30
Gray

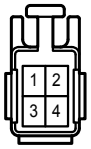

A 31
Black



A 34
White

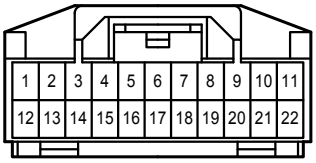

A 37
Blue

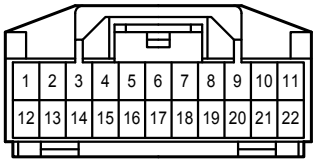

A 38
Black

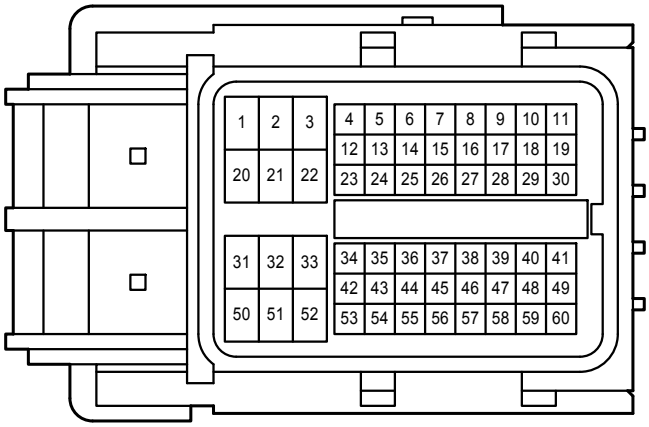

A 39
Black

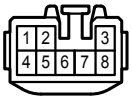

A 44
Black

A 49
Gray

A 50
Gray

C 4
Black

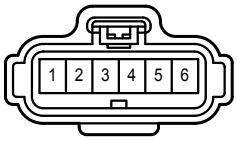

C 19
Gray

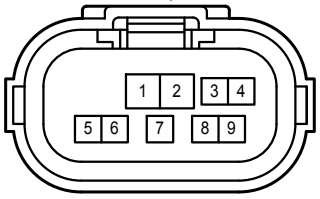

C 39
Gray

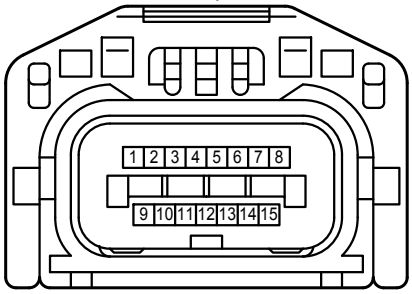

C 40
Gray

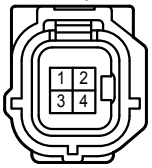

C 52
Blue

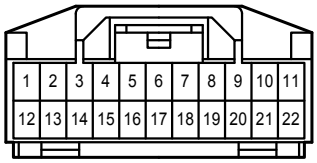

C 53
Black

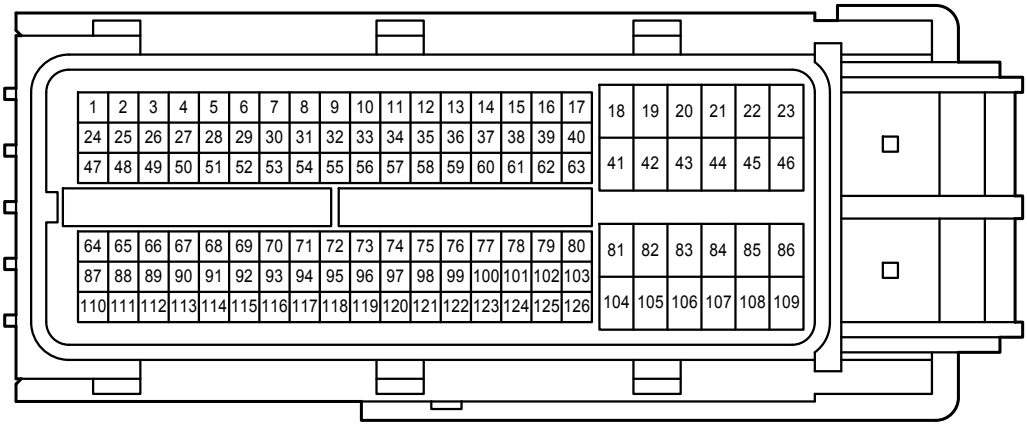

E 3
White

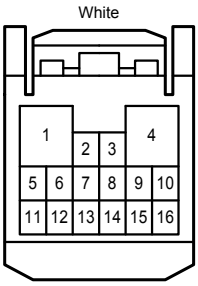

E 5
Blue



E 11
Gray

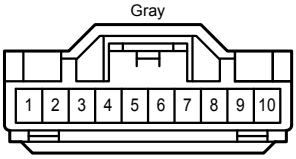

E 12
Black

E 15
White

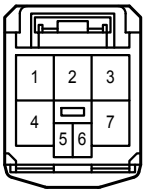

E 16
White

E 22
White

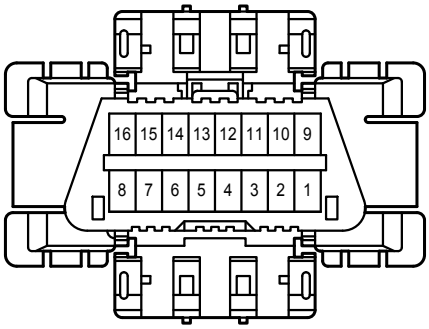

E 31
White

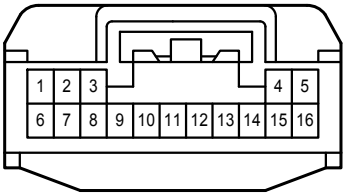

E 50
Black



E 52
White



E 58
White

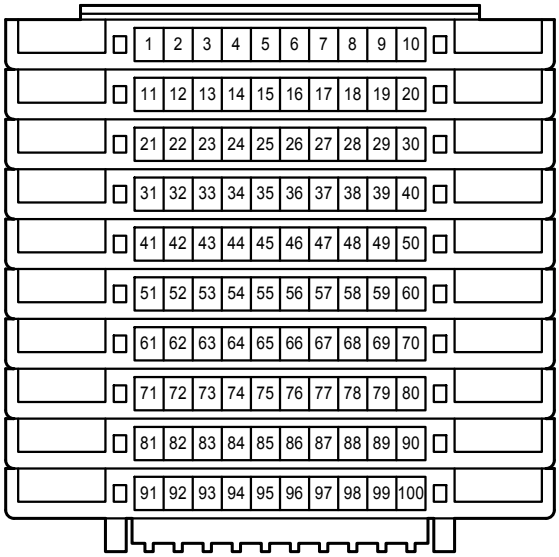

E 59
White

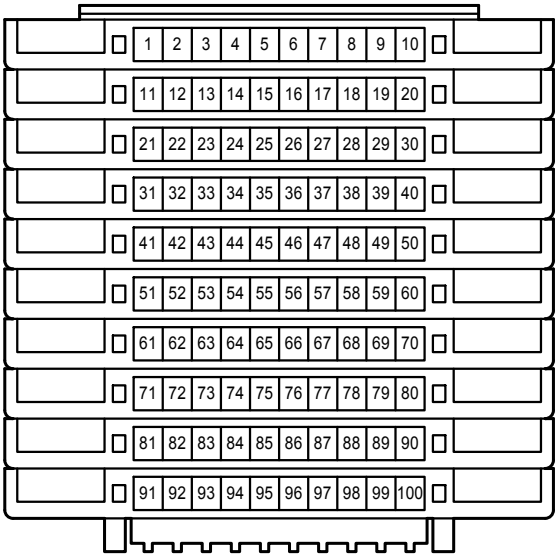

E 60
White

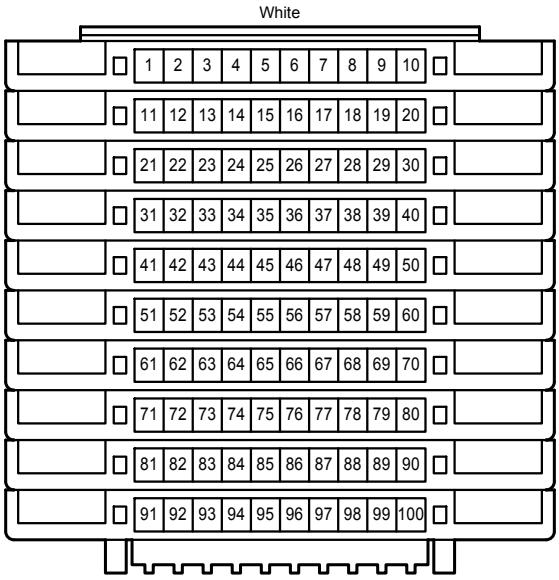

E 61
White

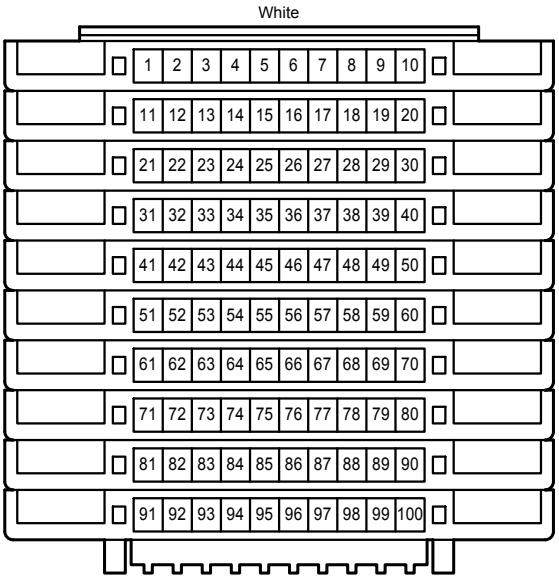

E 62
White

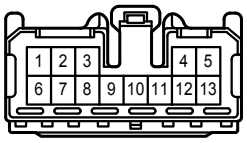

E 63
Gray

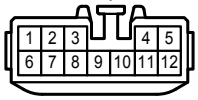

E 66
White

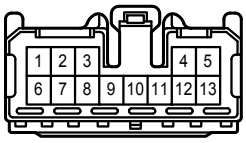

E 68
Gray

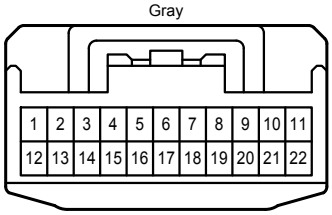

E 69
Gray

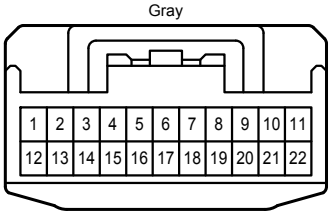

E 71
Gray

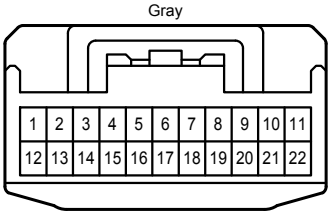

E 72
Gray

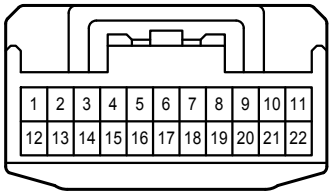

E 73
Gray

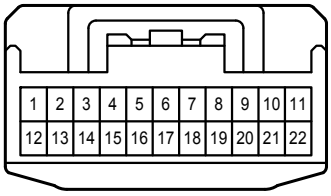

E 74
Gray

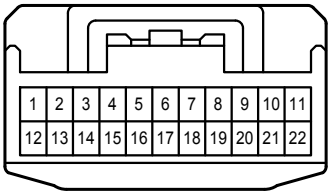

E 75
Gray

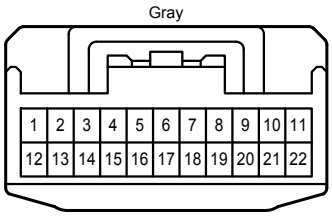

E 76
Gray

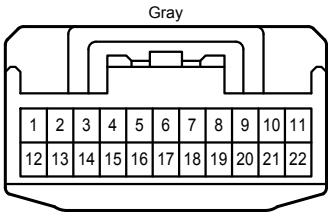

E 77
White

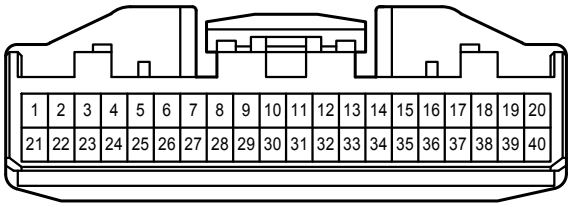

E 82
White



E 84
White

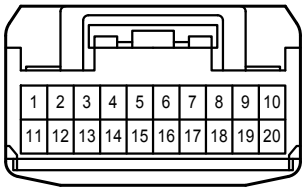

E 86
White

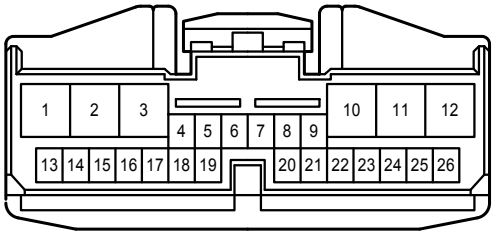

E 89
Blue

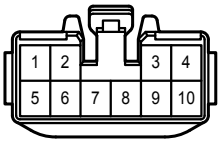

E 90
White

F 21
Black

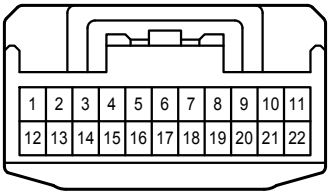

L 29
White

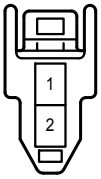

L 30
White

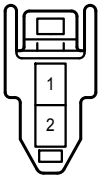

R 7
White

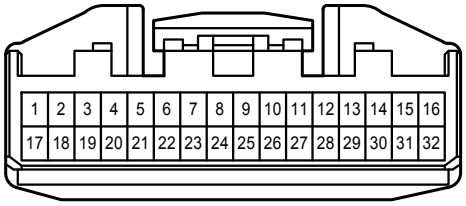

R 11
Black



R 12
White

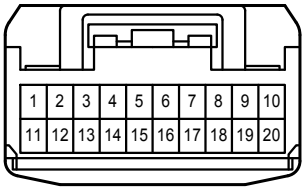

V 5
Black

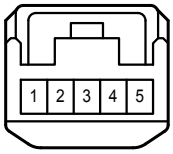

z 35
White

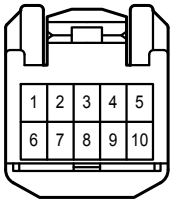

z 36
White

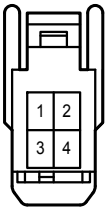

z 51
Blue

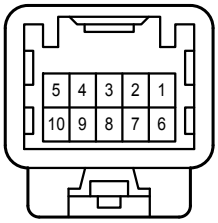

1B
White

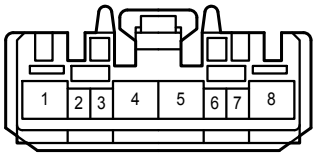

2B
White

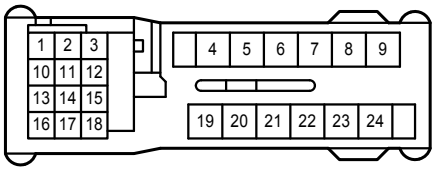

2D
White

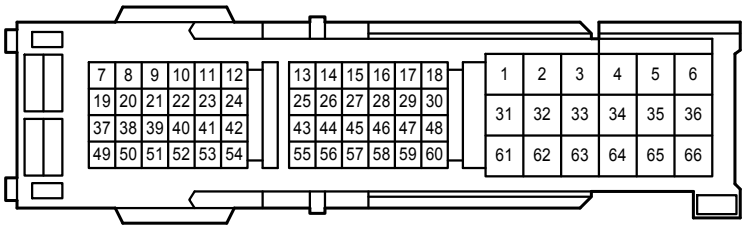

3C
White

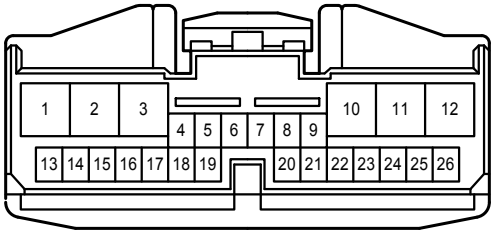

CA3
White

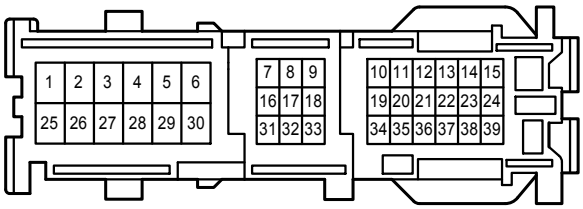

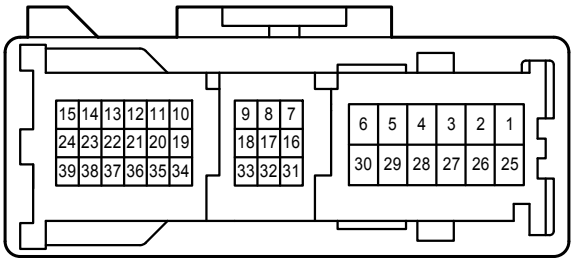

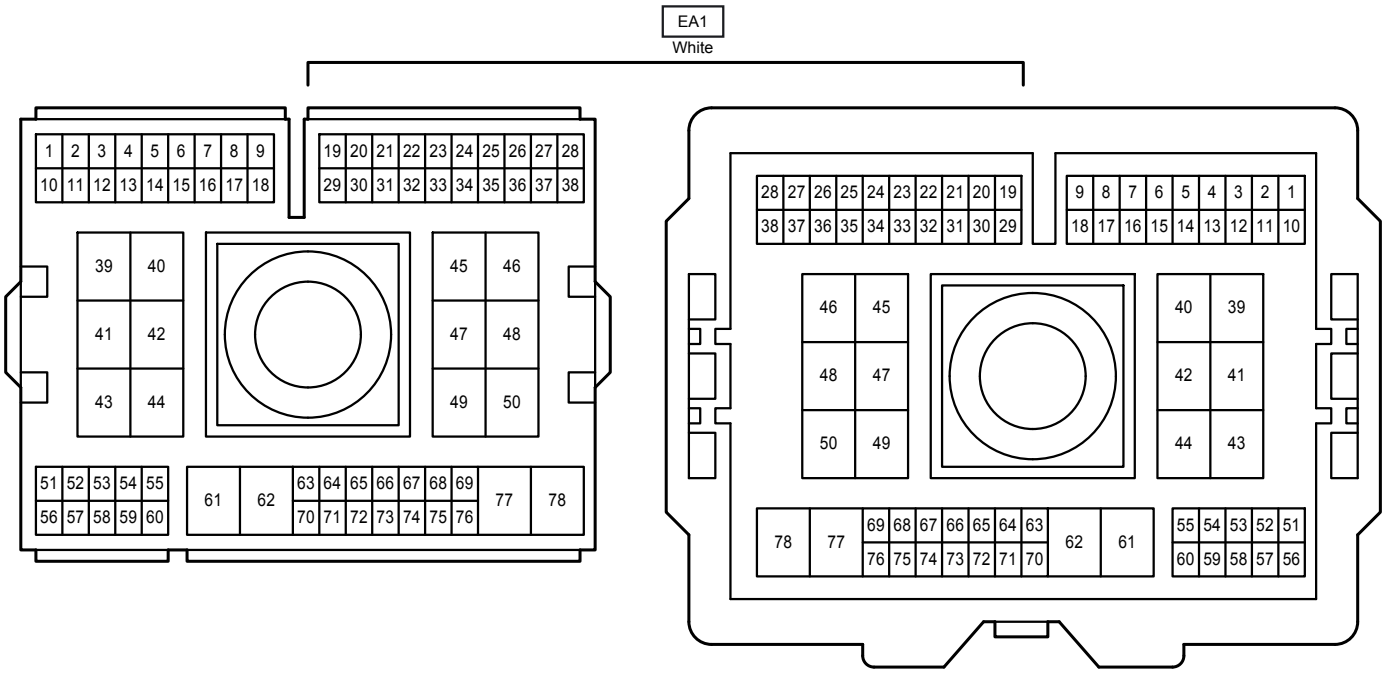
EA1
White
1 2 3 4 5 6 7 8 9
10 11 12 13 14 15 16 17 18
19 20 21 22 23 24 25 26 27 28
29 30 31 32 33 34 35 36 37 38
39 40
41 42
43 44
45 46
47 48
49 50
51 52 53 54 55
56 57 58 59 60
61 62
63 64 65 66 67 68 69
70 71 72 73 74 75 76
77 78
28 27 26 25 24 23 22 21 20 19
38 37 36 35 34 33 32 31 30 29
9 8 7 6 5 4 3 2 1
18 17 16 15 14 13 12 11 10
46 45
48 47
50 49
40 39
42 41
44 43
78 77
69 68 67 66 65 64 63
76 75 74 73 72 71 70
62 61
55 54 53 52 51
60 59 58 57 56

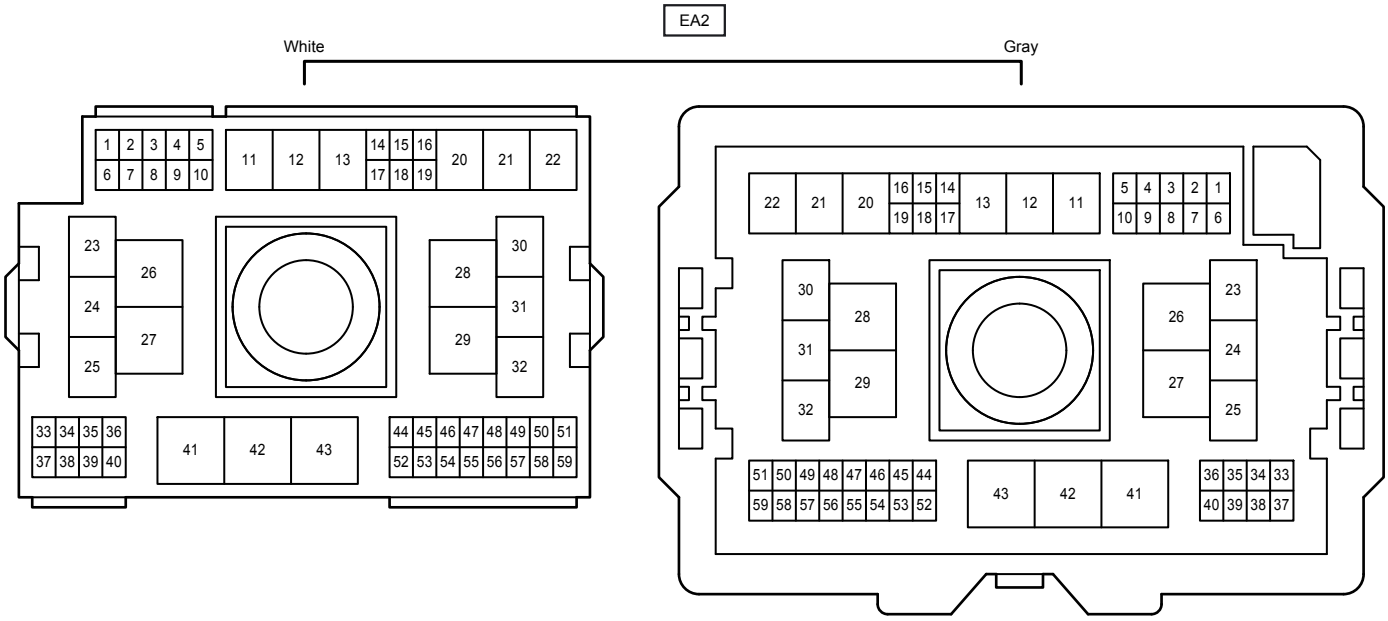
EA2
White
Gray
1 2 3 4 5
6 7 8 9 10
11 12 13
14 15 16
17 18 19
20 21 22
23 26
24 27
25
28 30
29 31
32
33 34 35 36
37 38 39 40
41 42 43
44 45 46 47 48 49 50 51
52 53 54 55 56 57 58 59
22 21 20
16 15 14
19 18 17
13 12 11
5 4 3 2 1
10 9 8 7 6
30 28
31 29
32
26 23
27 24
25
51 50 49 48 47 46 45 44
59 58 57 56 55 54 53 52
43 42 41
36 35 34 33
40 39 38 37

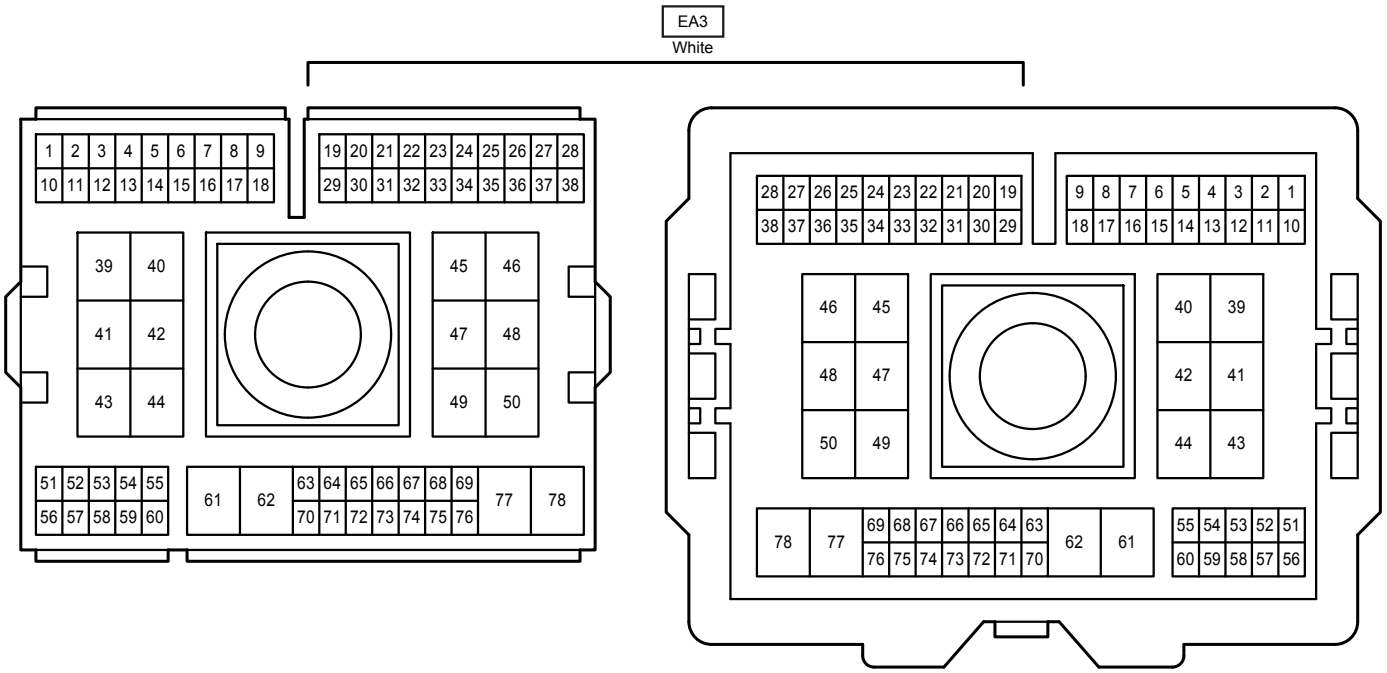
EA3
White
1 2 3 4 5 6 7 8 9
10 11 12 13 14 15 16 17 18
19 20 21 22 23 24 25 26 27 28
29 30 31 32 33 34 35 36 37 38
39 40
41 42
43 44
45 46
47 48
49 50
51 52 53 54 55
56 57 58 59 60
61 62
63 64 65 66 67 68 69
70 71 72 73 74 75 76
77 78
28 27 26 25 24 23 22 21 20 19
38 37 36 35 34 33 32 31 30 29
9 8 7 6 5 4 3 2 1
18 17 16 15 14 13 12 11 10
46 45
48 47
50 49
40 39
42 41
44 43
78 77
69 68 67 66 65 64 63
76 75 74 73 72 71 70
62 61
55 54 53 52 51
60 59 58 57 56

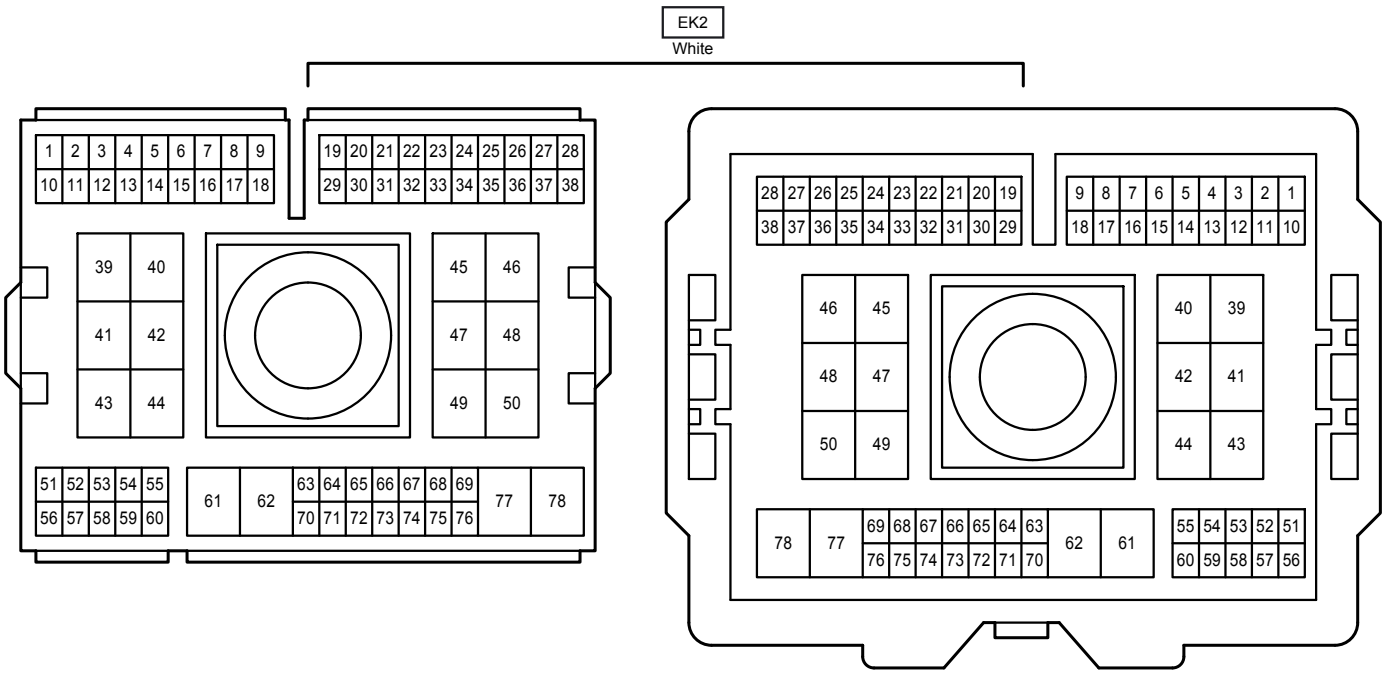
EK2
White
1 2 3 4 5 6 7 8 9
10 11 12 13 14 15 16 17 18
19 20 21 22 23 24 25 26 27 28
29 30 31 32 33 34 35 36 37 38
39 40
41 42
43 44
45 46
47 48
49 50
51 52 53 54 55
56 57 58 59 60
61 62
63 64 65 66 67 68 69
70 71 72 73 74 75 76
77 78
28 27 26 25 24 23 22 21 20 19
38 37 36 35 34 33 32 31 30 29
9 8 7 6 5 4 3 2 1
18 17 16 15 14 13 12 11 10
46 45
48 47
50 49
40 39
42 41
44 43
78 77
69 68 67 66 65 64 63
76 75 74 73 72 71 70
62 61
55 54 53 52 51
60 59 58 57 56

EL1
White

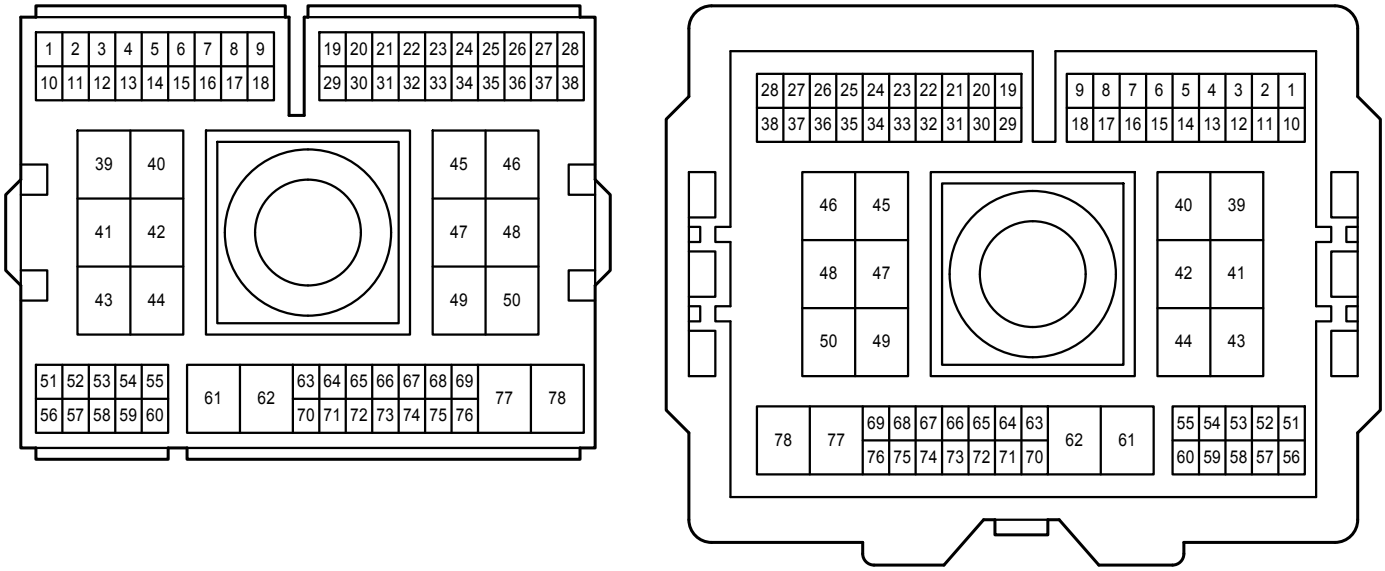

FE4
White

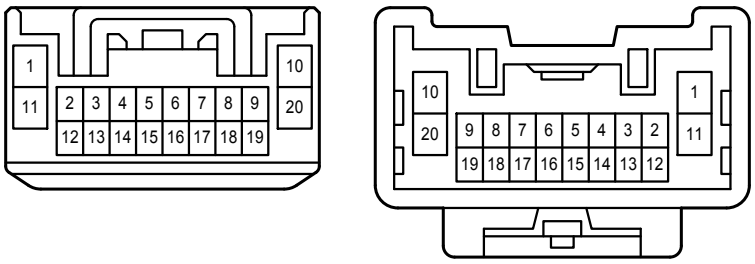

KL1
White

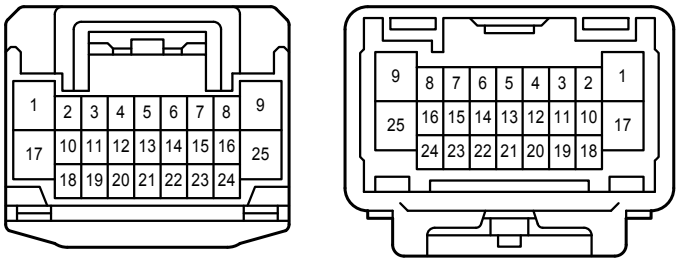

RE2
Blue

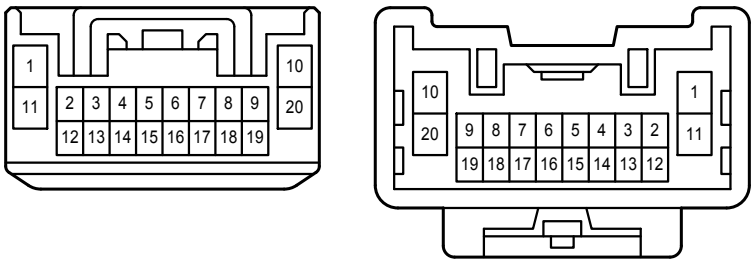

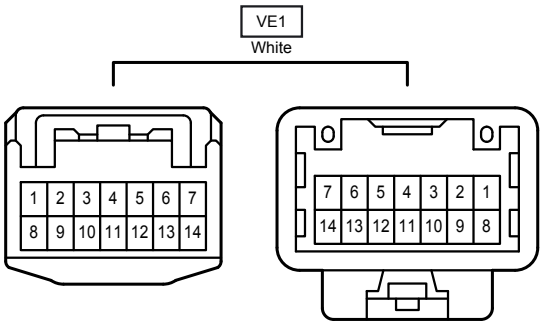
VE1
White
1 2 3 4 5 6 7
8 9 10 11 12 13 14
7 6 5 4 3 2 1
14 13 12 11 10 9 8