Chrysler Crossfire 2006 fuse box diagram

Engine Compartment Fuses

The engine compartment fuses are located under the hood on the driver's side, between the brake master cylinder and the left front fender.


Chrysler Crossfire – fuse box – engine compartment

Cavity	Fuse	Circuits
1	5	Garage Door Opening Signal, TPM and Seat Heater
2	5	Occupant Restraint Controller Passenger Airbag Off
3	5	Indicator, Safety Restraint System and Indicator, Passenger Airbag Off
4	7,5	Heated Mirror
5	15	Radio (Coupe)
	20	Roof Control Module (Roadster)
6	40	Roof Hydraulic Unit (Roadster)
	5	Exterior Mirror Adjustment, Left And Right (Coupe)

7	5	Electronic Transmission Control (Park/Reversing Lock) and BCM
8	15	Radio
9	10	Roof Light, Horn, Anti-Theft Alarm, Liftgate Light and Tire Pressure Control
10	5	Speed Control
11	15	Ignition Coil 6 Cyl.
12	10	Heated Washer Nozzles
13		Spare
14	10	Diagnostic Socket
15	5	Residual Engine Heat Utilization
16	30	Wiper Motor
17	40	Electronic Stability Program
18	40	Electronic Stability Program
19	40	Power Window, Front
20	30	Wiper Motor
21	30	Seat Adjustment Right Side

22	30	Seat Adjustment Left Side
23	15	Sound Booster (Amplifier)
24	30	Seat Heater
25	20	Pneumatic Control Unit, Rear Window Defroster
26	20	Central Locking
30		Spare (Coupe)
	15	Radio (Roadster
31	15	Cigar Lighter, Glove Compartment Light
32	15	Wiper, Washer Pump, Headlight Flasher
33	5	Residual Engine Heat Utilization
34		Spare (Coupe)
	30	Climate Control (Roadster)
35	15	Radio Frequency Remote Control, Hazard Warning Flasher, Instrument Cluster, Residual Engine Heat Utilization
36	30	Climate Control (Coupe)
	5	Exterior Mirror Adjustment (Roadster)

37	5	Circulating Air, Instrument Cluster, Radio Frequency Remote Control, Residual Engine Heat Utilization

Relay Control Module Fuses

The relay control module fuses are located in the Control Module Box next to the battery in the engine compartment.

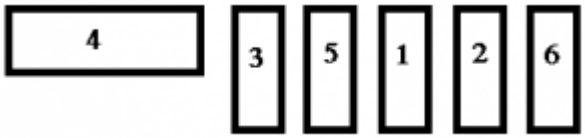

Chrysler Corssfire – fuse box – relay control module fuse

Cavity	Fuse	Circuits
1	15	Traction System
2	15	Engine Control 2
3	15	Engine Control 1
4	40	Air Pump
5	15	Fuel Pump
6	15	Horn

Interior Fuses

The fuse access door is located on the end of the instrument panel on the driver's side behind the trim panel cover.



Chrysler Crossfire – fuse box – interior fuses

Cavity	Fuse	Circuits
1	—	Not Assigned
2	15	Brake Lamp/Speed Control
3	7.5	Right High Beam, High Beam Indicator Light
4	15	Reverse/Turn signal Light
5	7.5	Left High Beam
6	15	Right Low Beam
7	7.5	Right Parking/Tail Light Side Marker
8	15	Left Low Beam
9	15	Fog Light
10	7.5	Left Parking/Tail Light Side Marker

11	7.5	License Plate/Instrument Cluster Lighting/Symbol Lighting
12	—	Not Used – Spare Fuse
13	—	Not Used – Spare Fuse
14	—	Not Used – Spare Fuse