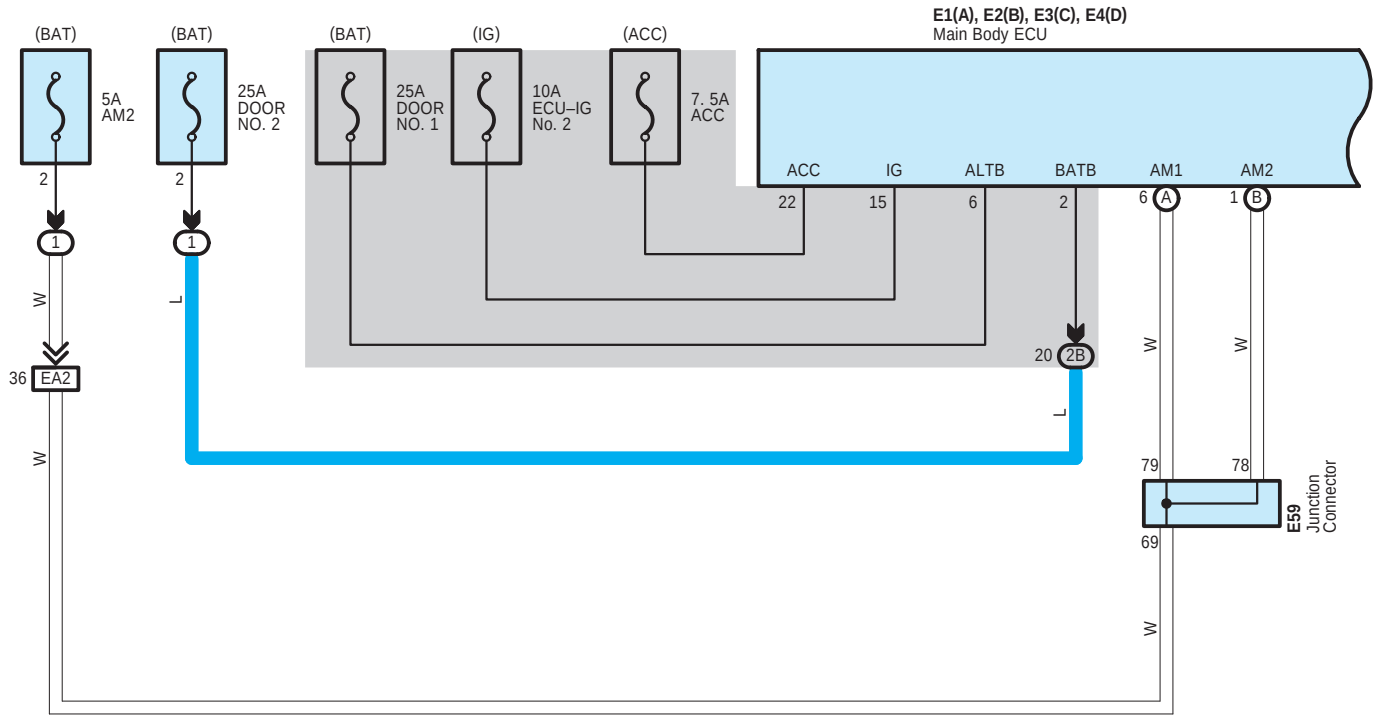
(BAT)
5A
AM2
2
1
W
36
EA2
W
(BAT)
25A
DOOR
NO. 2
2
1
L
(BAT)
25A
DOOR
NO. 1
(IG)
10A
ECU–IG
No. 2
(ACC)
7. 5A
ACC
E1(A), E2(B), E3(C), E4(D)
Main Body ECU
ACC
IG
ALTB
BATB
AM1
AM2
22
15
6
2
6
A
1
B
20
2B
L
W
W
79
78
69
E59
Junction
Connector
W

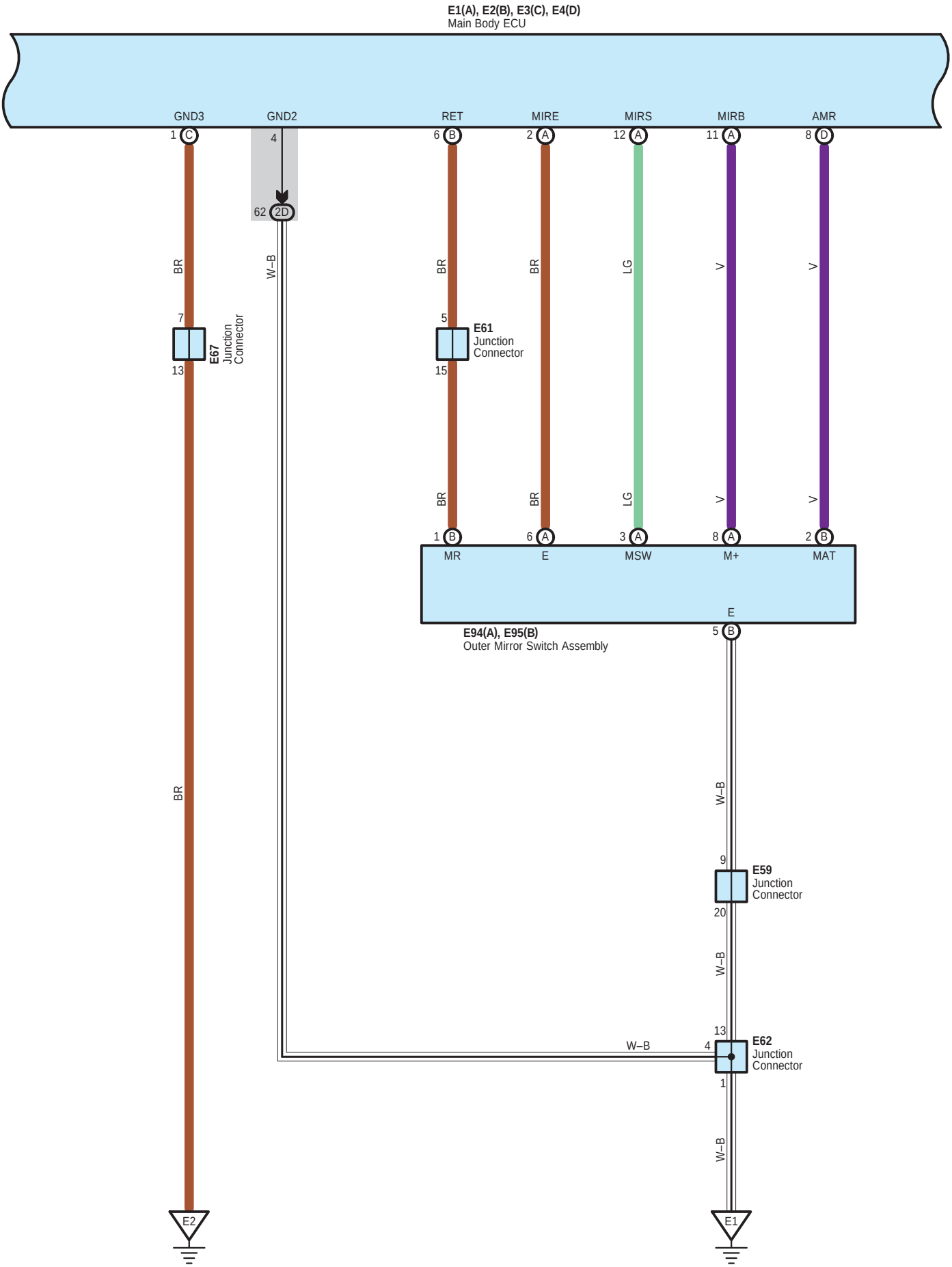
E1(A), E2(B), E3(C), E4(D)
Main Body ECU
GND3
GND2
RET
MIRE
MIRS
MIRB
AMR
1 C
4
62 2D
6 B
2 A
12 A
11 A
8 D
BR
W–B
BR
BR
LG
V
V
7
13
E67
Junction
Connector
5
15
E61
Junction
Connector
BR
BR
LG
V
V
1 B
6 A
3 A
8 A
2 B
MR
E
MSW
M+
MAT
E
5 B
E94(A), E95(B)
Outer Mirror Switch Assembly
BR
W–B
9
20
E59
Junction
Connector
W–B
13
W–B
4
E62
Junction
Connector
1
W–B
E2
E1

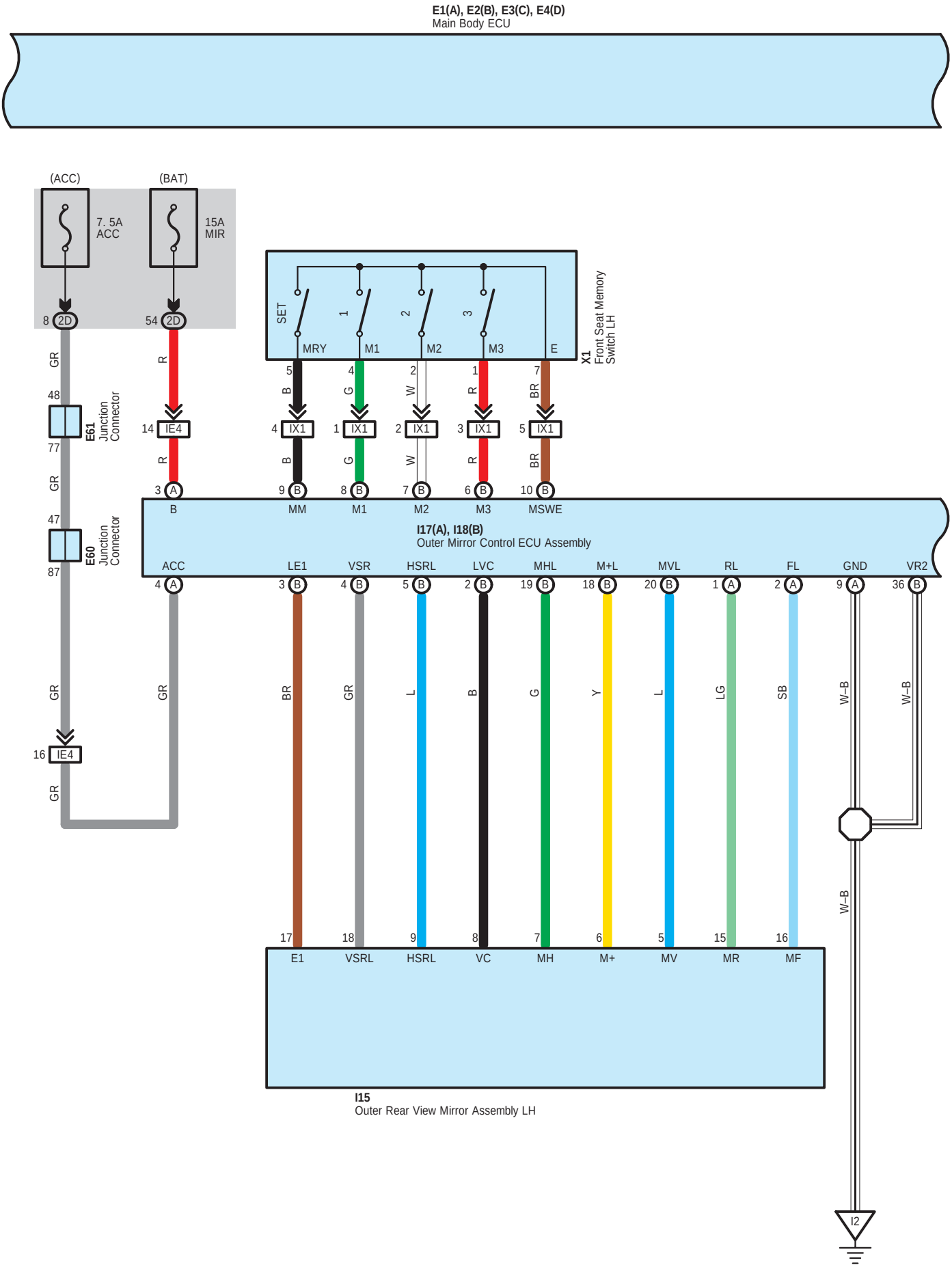
E1(A), E2(B), E3(C), E4(D)
Main Body ECU
(ACC)
(BAT)
7. 5A
ACC
15A
MIR
8 2D
54 2D
GR
R
48
E61
Junction
Connector
77
14 IE4
R
GR
47
E60
Junction
Connector
87
3 A
B
16 IE4
GR
GR
GR
SET
1
2
3
MRY
M1
M2
M3
E
X1
Front Seat Memory
Switch LH
5
4
2
1
7
B
G
W
R
BR
4 IX1
1 IX1
2 IX1
3 IX1
5 IX1
B
G
W
R
BR
9 B
8 B
7 B
6 B
10 B
MM
M1
M2
M3
MSWE
I17(A), I18(B)
Outer Mirror Control ECU Assembly
ACC
LE1
VSR
HSRL
LVC
MHL
M+L
MVL
RL
FL
GND
VR2
4 A
3 B
4 B
5 B
2 B
19 B
18 B
20 B
1 A
2 A
9 A
36 B
BR
GR
L
B
G
Y
L
LG
SB
W–B
W–B
W–B
17
18
9
8
7
6
5
15
16
E1
VSRL
HSRL
VC
MH
M+
MV
MR
MF
I15
Outer Rear View Mirror Assembly LH
I2

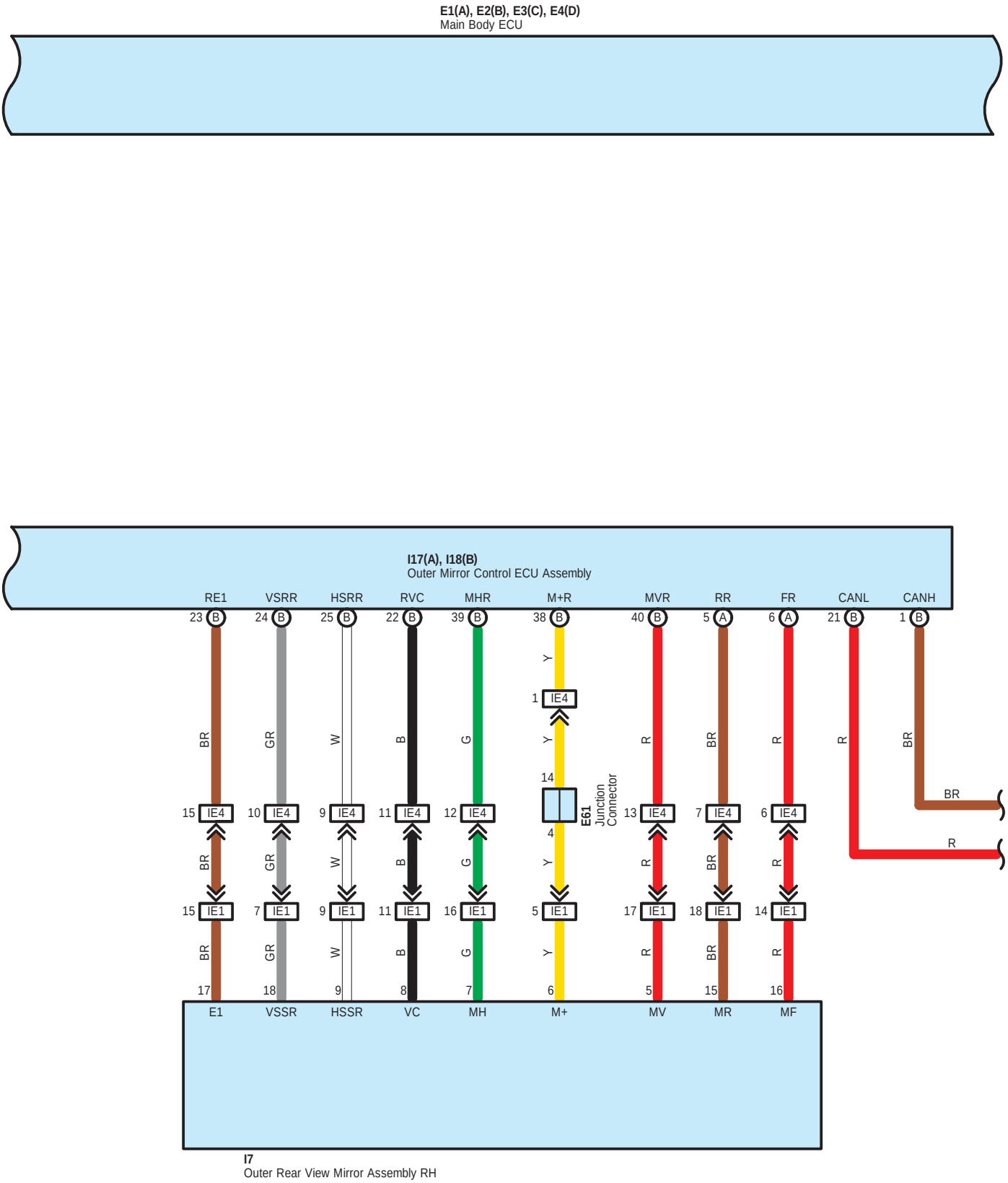
E1(A), E2(B), E3(C), E4(D)
Main Body ECU
I17(A), I18(B)
Outer Mirror Control ECU Assembly
RE1
VSRR
HSRR
RVC
MHR
M+R
MVR
RR
FR
CANL
CANH
23 B
24 B
25 B
22 B
39 B
38 B
40 B
5 A
6 A
21 B
1 B
BR
GR
W
B
G
Y
R
BR
R
BR
R
1 IE4
14
E61
Junction
Connector
4
15 IE4
10 IE4
9 IE4
11 IE4
12 IE4
13 IE4
7 IE4
6 IE4
15 IE1
7 IE1
9 IE1
11 IE1
16 IE1
5 IE1
17 IE1
18 IE1
14 IE1
17
18
9
8
7
6
5
15
16
E1
VSSR
HSSR
VC
MH
M+
MV
MR
MF
I7
Outer Rear View Mirror Assembly RH

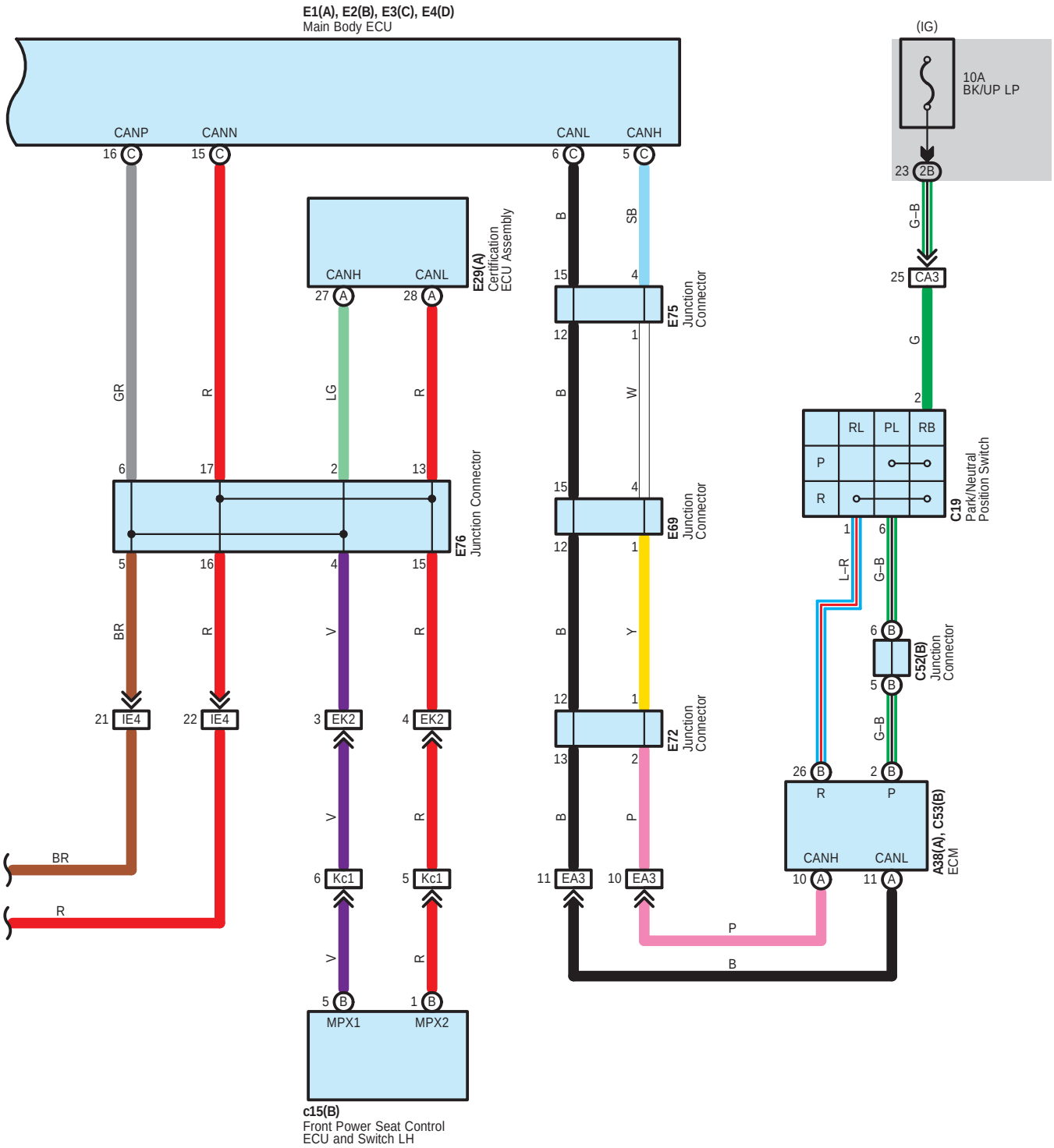
E1(A), E2(B), E3(C), E4(D)
Main Body ECU
CANP
CANN
CANL
CANH
16 C
15 C
6 C
5 C
(IG)
10A
BK/UP LP
23 2B
G–B
25 CA3
G
2
E29(A)
Certification
ECU Assembly
CANH
CANL
27 A
28 A
E75
Junction
Connector
E69
Junction
Connector
E72
Junction
Connector
E76
Junction Connector
GR
R
LG
R
B
SB
W
Y
P
6
17
2
13
5
16
4
15
BR
R
V
R
21 IE4
22 IE4
3 EK2
4 EK2
6 Kc1
5 Kc1
5 B
1 B
MPX1
MPX2
c15(B)
Front Power Seat Control
ECU and Switch LH
11 EA3
10 EA3
RL
PL
RB
P
R
C19
Park/Neutral
Position Switch
L–R
G–B
6 B
5 B
C52(B)
Junction
Connector
26 B
2 B
A38(A), C53(B)
ECM
10 A
11 A

A 38
Black

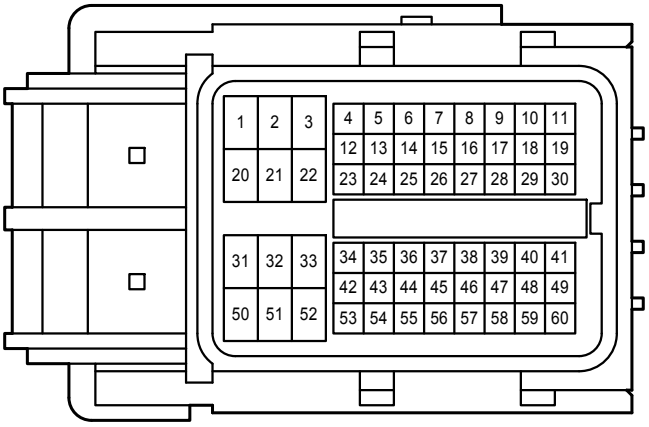

C 19
Gray

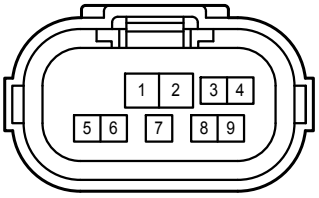

C 52
Blue

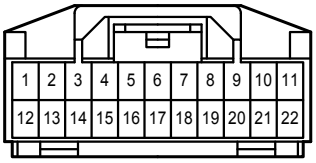

C 53
Black

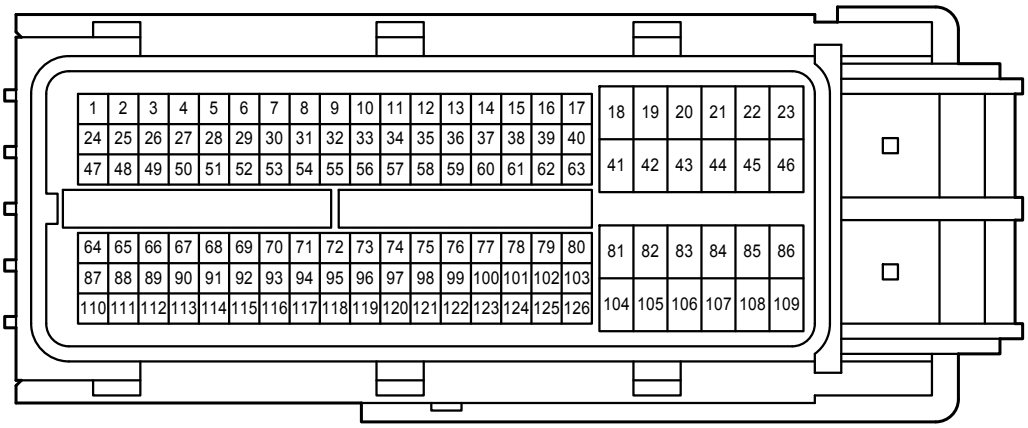

E 1
White

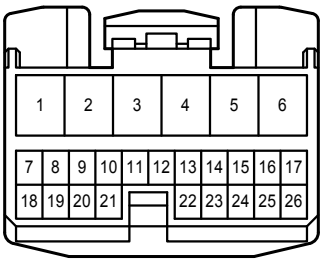

E 2
White

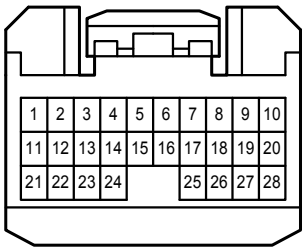

E 3
White

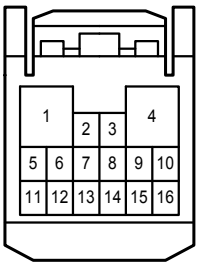

E 4
White

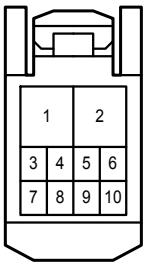

E 29
White

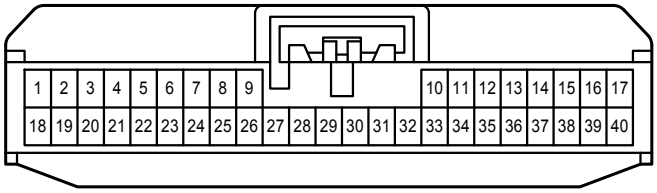

E 59
White

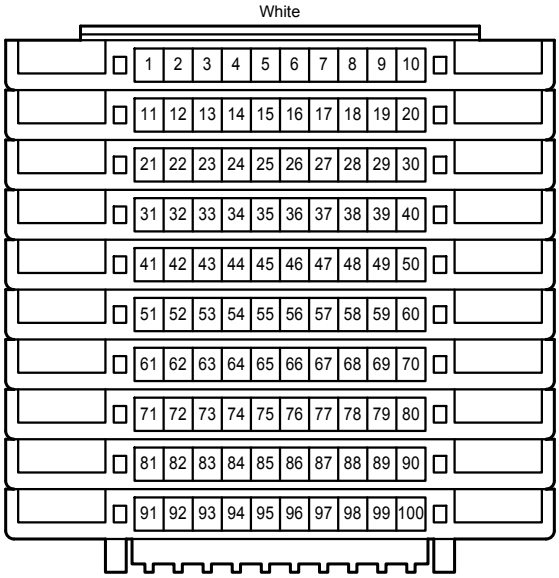

E 60
White

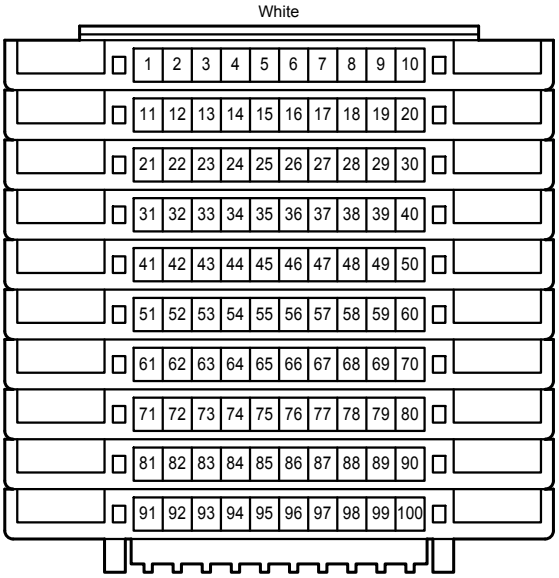

E 61
White

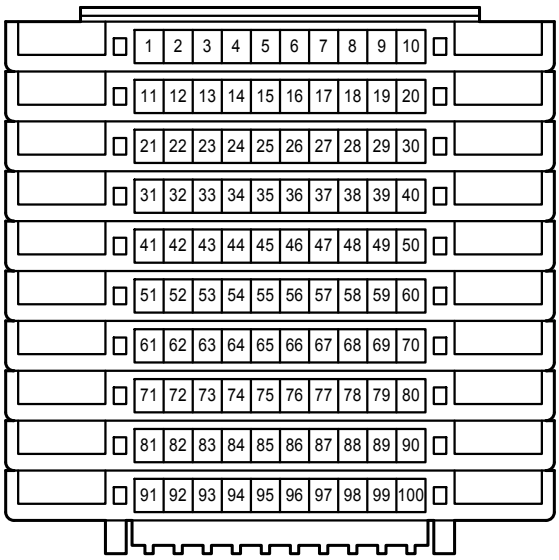

E 62
White

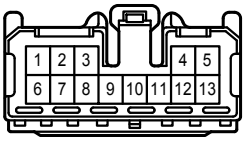

E 67
White

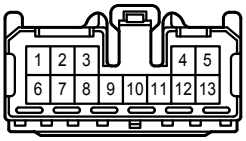

E 69
Gray

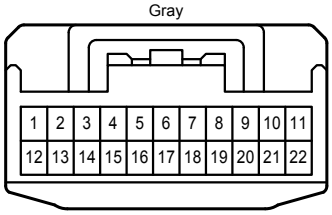

E 72
Gray

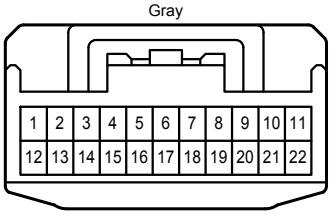

E 75
Gray

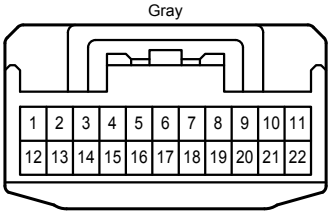

E 76
Gray

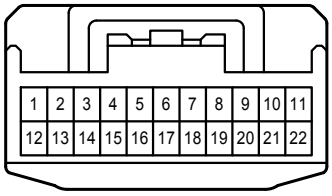

E 94
White

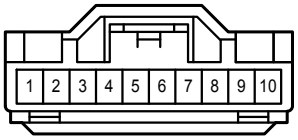

E 95
White

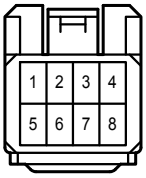

I 7
White

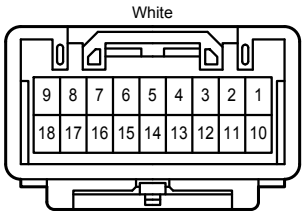

I 15
White

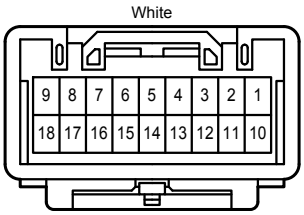

I 17
White

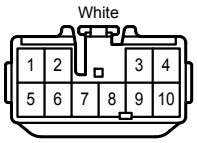

I 18
White

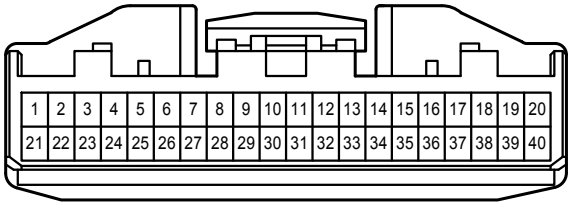

X 1
White

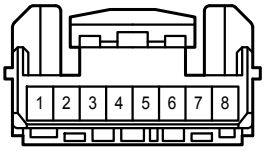

c 15
White



2B
White

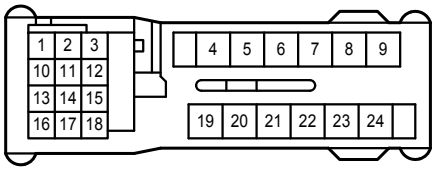

2D
White

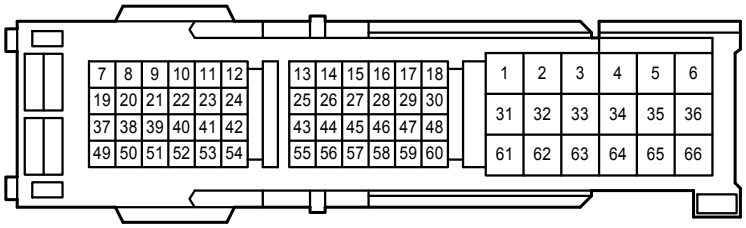

CA3
White

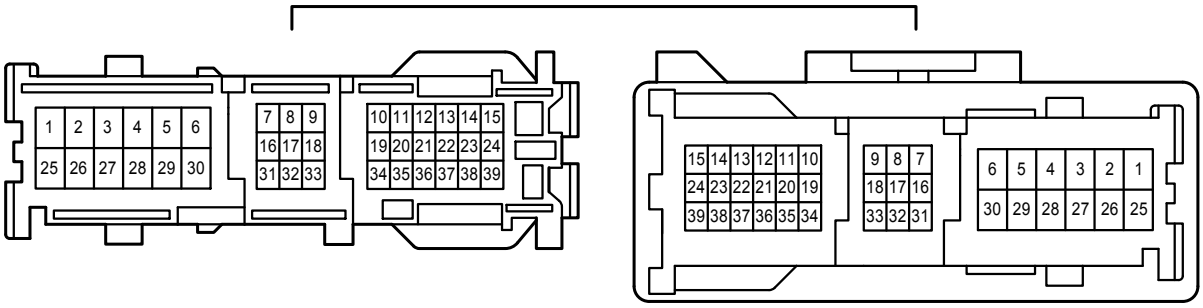

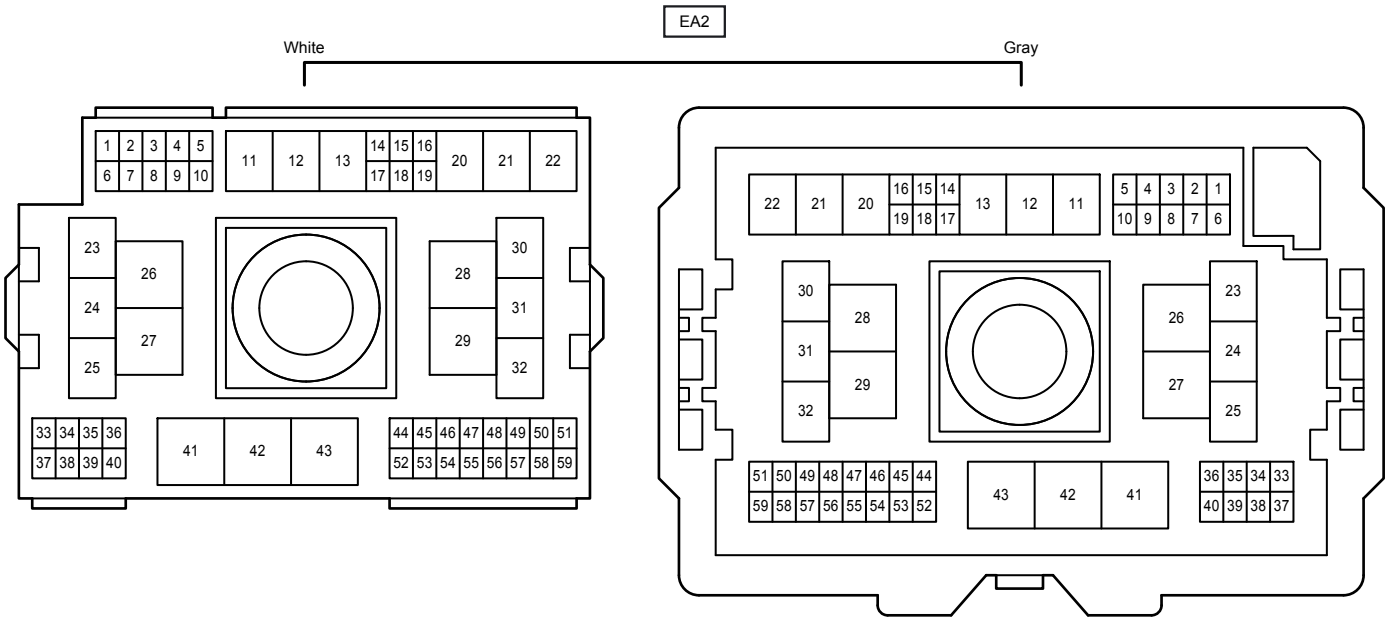
EA2
White
Gray

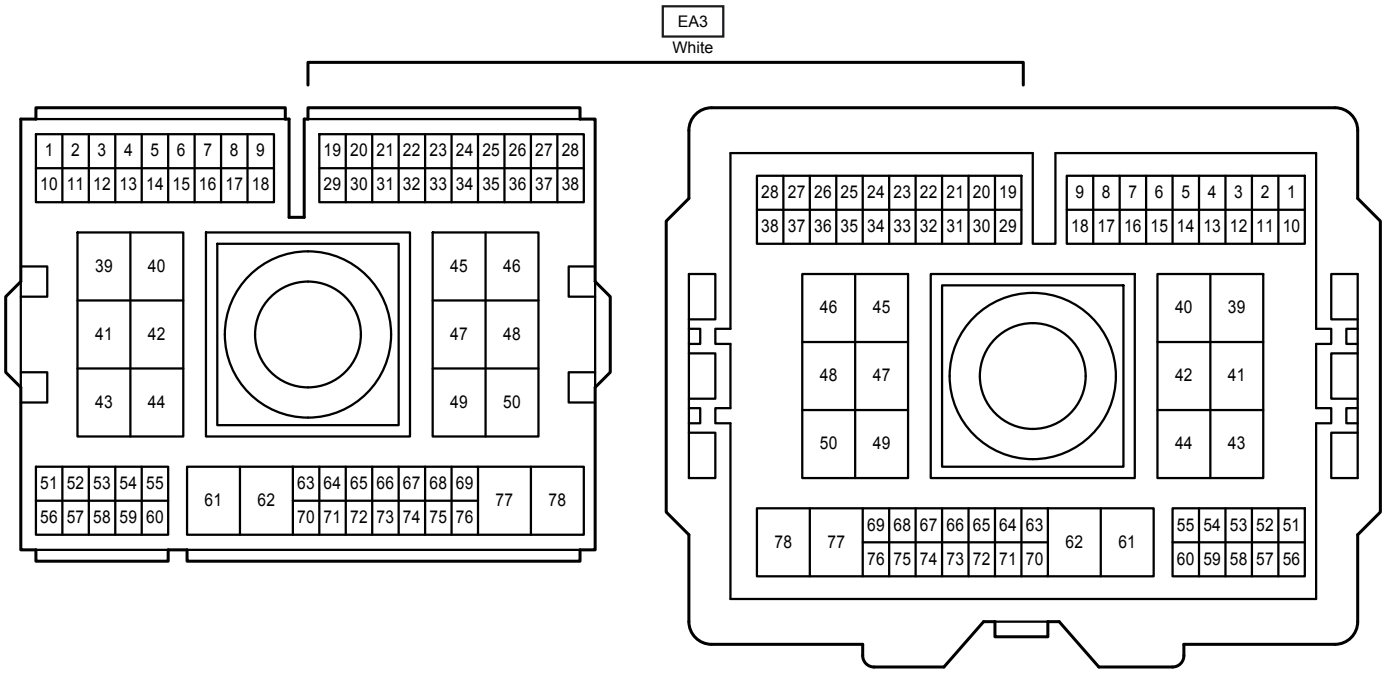
EA3
White

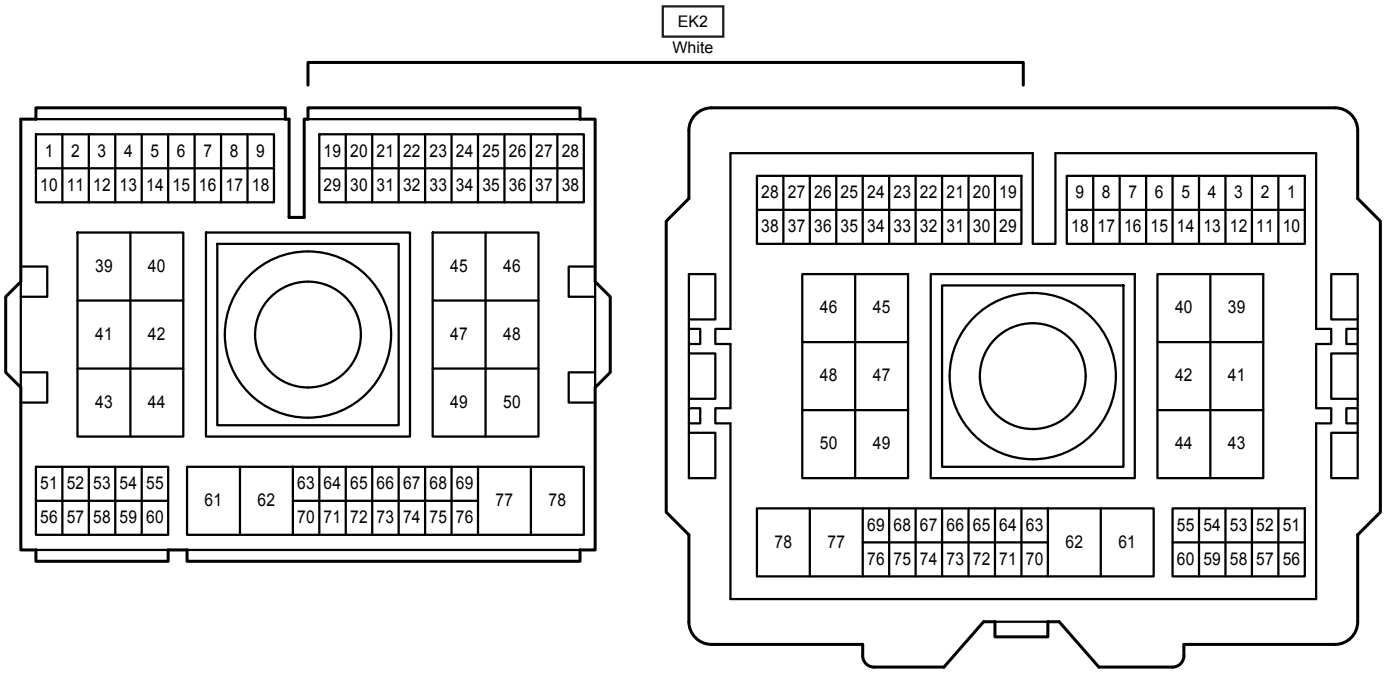
EK2
White

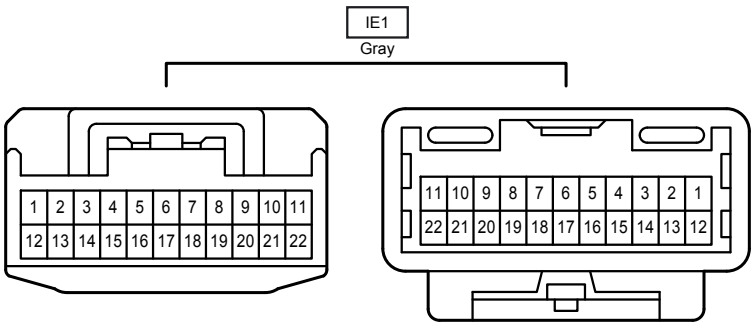
IE1
Gray

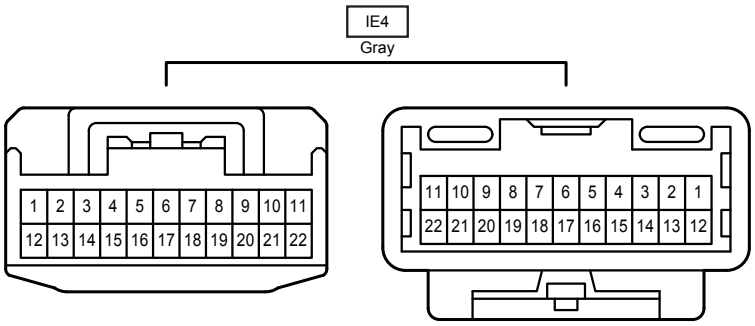
IE4
Gray

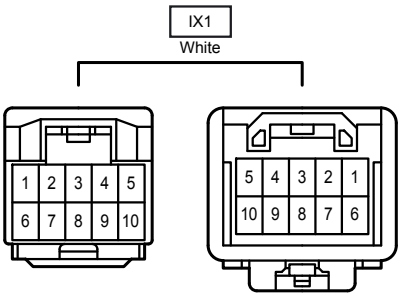
IX1
White

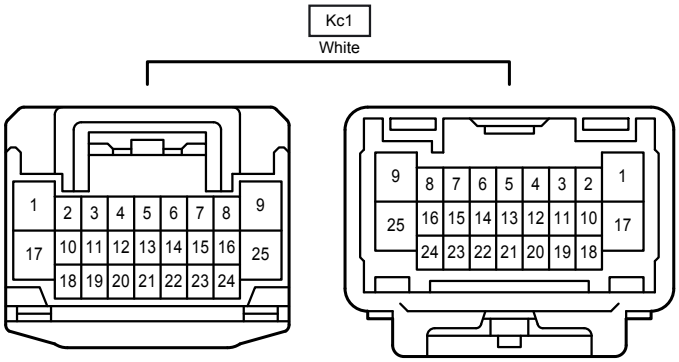
Kc1
White