Lincoln Navigator 1999 – 2002 fuse box diagram

Passenger compartment fuse panel

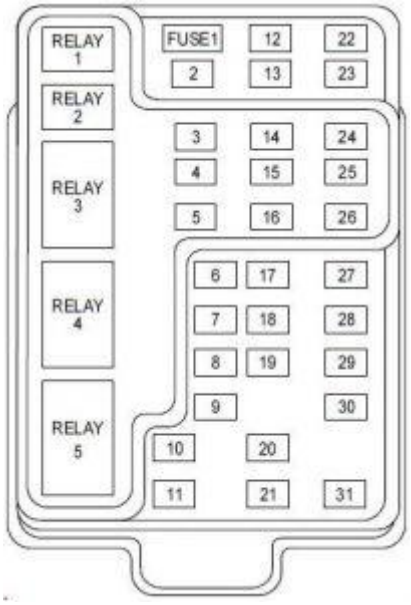

Lincoln Navigator – fuse box diagram – passenger compartment

No.	A	Circuit Protected
1	25	Audio
2	5	Clock, Overhead Trip Computer, Electronic Automatic Temperature Control (EATC), Powertrain Control Module (PCM), Cluster, Navigation (’00-’02)
3	20	Cigar Lighter, OBD-II Scan Tool Connector
4	15	’99: Autolamp Module, Remote Entry Module, Mirrors, Memory Module, Adjustable Pedals, Air Suspension Switch
	7.5	’00-’02: Remote Entry Module, Mirrors, Memory Module, Adjustable Pedals, Drivers Seat, Power Fold Mirrors

5	15	AC Clutch Relay (’99), Speed Control Module, Reverse Lamp, EVO Module (’99), Climate Mode Switch (’99), Daytime Running Lamp Relay, Reverse Sensing System (’00-’02), Autolock (’00-’02), E/C Mirror (’00-’02), Navigation (’00-’02)
6	5	Cluster, Overhead Trip Computer, Compass, Steering Sensor, Brake Shift Interlock Solenoid, Air Suspension Module, GEM Module, Heated Mirror (’00-’02), Rear Defroster (’00-’02), Reverse Sensing System (’00-’02), Automatic Park Brake Release (’00-’02)
7	5	Aux A/C Blower Relay, Console Blower
8	5	Radio (’99), Remote Entry Module, Cell Phone, Clock, GEM Module
9	—	Not Used
10	—	Not Used
11	30	Front Washer Pump Relay, Wiper Run/Park Relay, Wiper Hi/LO Relay, Windshield Wiper Motor, Rear Washer Pump Relay
12	15	’00-’02: Air Suspension Switch
13	20	Stop Lamp Switch (Lamps), Turn/Hazard Flasher, Speed Control Module
14	15	Rear Wipers, Running Board Lamps, Battery Saver Relay, Interior Lamp Relay, Accessory Delay Relay (Power Windows, Flip Windows, Audio, Moonroof (’00-’02), Homelink (’00-’02))
15	5	Stop Lamp Switch, (Speed Control, Brake Shift Interlock, ABS, PCM Module Inputs), GEM Module, Autolock (’00-’02), Air Suspension Module (’00-’02)

16	20	Headlamps (Hi Beams), Cluster (Hi Beam Indicator)
17	10	Heated Mirrors/Rear Window Defroster Indicator
18	5	Instrument Illumination (Dimmer Switch Power), Clock (Dimmer), Navigation Screen (’00-’02)
19	—	Not Used
20	5	Audio, Air Suspension Module, Memory Module, GEM Module, Digital Transmission Range Selector
21	15	Starter Relay, Fuse 20, Digital Transmission Range Selector (’00-’02)
22	10	Air Bag Module, EATC (’00-’01), EATC Blower Relay (’00-’01), Feeds Fuse 7 (’00-’01), Intelligent Passenger Air Bag Deactivation Module (’02)
23	10	Electrochromic Mirror, Aux A/C, Heated Seats, Trailer Tow Battery Charge, Turn/Hazard Flasher, Console Blower Door Actuator, 4×4 Clutch Relay (’00-’02), 4 Wheel Anti-Lock Brake System (4WABS) Module (’00-’02)
24	10	’99: Climate Mode Switch (Blower Relay), EATC (via fuse 7), EATC Blower Relay ’02: EATC Module, EATC Blower/Flasher Relay, Climate Control Selector Switch , Feeds fuse 7
25	5	’99: 4 Wheel Anti-Lock Brake System (4WABS) Module
26	10	Right Side Low Beam Headlamp
27	5	Foglamp Relay and Foglamp Indicator

28	10	Left Side Low Beam Headlamp
29	5	Autolamp Module, Transmission Overdrive Control Switch
30	30	Passive Anti Theft Transceiver, Cluster, Ignition Coils, Powertrain Control Module Relay
31	10	Rear Integrated Control Panel (Audio), CD Player, Cell Phone
Relay		
R1	Interior Lamp	
R2	Battery Saver	
R3	Rear Window Defroster	
R4	One Touch Down Window	
R5	ACC Delay	

Engine Compartment Fuse Box

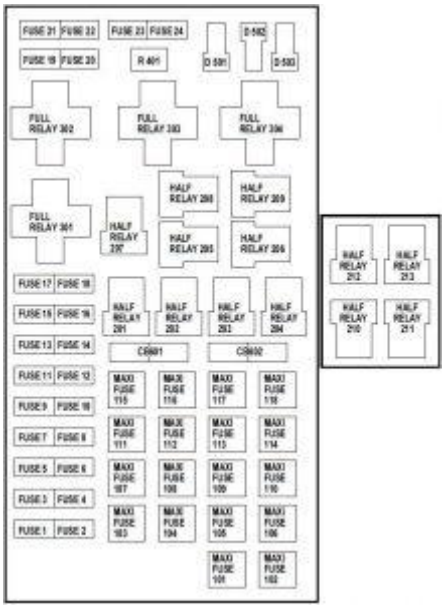

Lincoln Navigator – fuse box diagram – engine compartment

No.	A	Circuit Protected
1	25	’99: Power Point
	20	’00-’02: Power Point
2	30	Powertrain Control Module
3	30	Headlamps/Autolamps
4	25	’99: Console Power Point
	20	’00-’02: Console Power Point
5	20	Trailer Tow Backup/Park Lamps
6	15	Parklamps/Autolamps, Feeds Passenger Compartment Fuse 18 (’00-’02)

7	20	Horn
8	30	Power Door Locks
9	15	Daytime Running Lamps (DRL), Fog Lamps
10	20	Fuel Pump
11	20	Alternator Field
12	10	Rear Wipers
13	15	’00-’02: A/C Clutch
14	—	Not Used
15	10	Running Board Lamps
16	—	Not Used
17	10	Delayed Accessoiy (Audio, Moonroof (’99), Flip Windows (’00-’02))
18	15	Powertrain Control Module, Fuel Injectors, Fuel Pump, Mass Air Flow Sensor
19	10	Trailer Tow Stop and Right Turn Lamp
20	10	Trailer Tow Stop and Left Turn Lamp
21	—	Not Used

22	—	Not Used
23	15	Powertrain Control Module (’99), HEGO Sensors, Canister Vent, Transmission (’00-’02), CMS Sensor (’00-’02)
24	15	’99: Powertrain Control Module, Transmission, CMS Sensor
101	30	Trailer Tow Battery Charge
102	50	Four Wheel Antilock Brake Module
103	50	Junction Box Battery Feed
104	30	4×4 Shift Motor & Clutch
105	40	Climate Control Front Blower
106	—	Not Used
107	30	Passenger Power Seat, Passenger Seat Lumbar (’00-’02)
108	30	Trailer Tow Electric Brake
109	50	Air Suspension Compressor
110	30	’99: Moonroof, Flip Windows and Heated Seats ’00-’02: Heated Seats/CCS
111	50	Ignition Switch Battery Feed (Run and Start Circuits)

112	30	Memory (Drivers Seat, Adjustable Pedals, Mirrors), Drivers Seat Lumbar (’00-’02)
113	50	’99: Ignition Switch Battery Feed (Run and Accessory Circuits)
	40	’00-’02: Ignition Switch Battery Feed (Run and Accessory Circuits)
114	30	Climate Control Auxilary Blower
115	—	Not Used
116	40	Rear Window Defroster, Heated Mirrors
117	—	Not Used
118	—	Not Used
601	30	*Circuit Breaker:* Delayed Accessory (Power Windows, Flip Windows, Radio, Moonroof (’00-’02))
602	—	Not Used
Relay		
201	Trailer Tow Park Lamp	
202	Front Wiper Run/Park	
203	Trailer Tow Backup Lamp	

204	A/C Clutch
205	’99: Horn ’00-’02: Rear Wiper Down
206	Fog Lamp
207	Front Washer Pump
208	’99: Rear Washer Pump ’00-’02: Rear Washer Pump
209	’99: Front Wiper Hi/Lo ’00-’02: Rear Wiper Up
210	’99: Not Used
211	’99: Not Used
212	’99: Rear Wiper Up
213	’99: Rear Wiper Down
301	Fuel Pump
302	Trailer Tow Battery Charge
303	’00-’02: Front Wiper Hi/Lo
304	Powertrain Control Module

401	Not Used
Diode	
501	Powertrain Control Module
502	A/C Clutch
503	’00-’02: Automatic Park Brake Release

Primary battery fuses (megafuses)

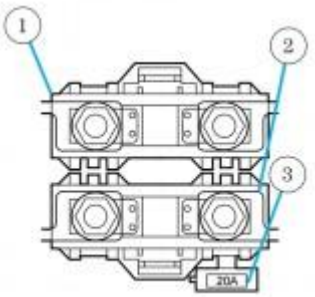

Lincoln Navigator – fuse box diagram – primary battery fuses

Relays are located in the power distribution box and should be replaced by qualified technicians

Location	Amperage	Description
1	175	Power Network Box Megafuse
2	175	Alternator Megafuse

3	20	Alternator Field Minifuse

Engine mini fuse box

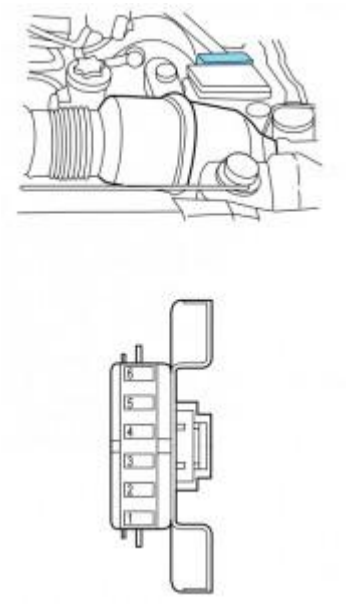

Lincoln Navigator – fuse box diagram – engine mini fuse box