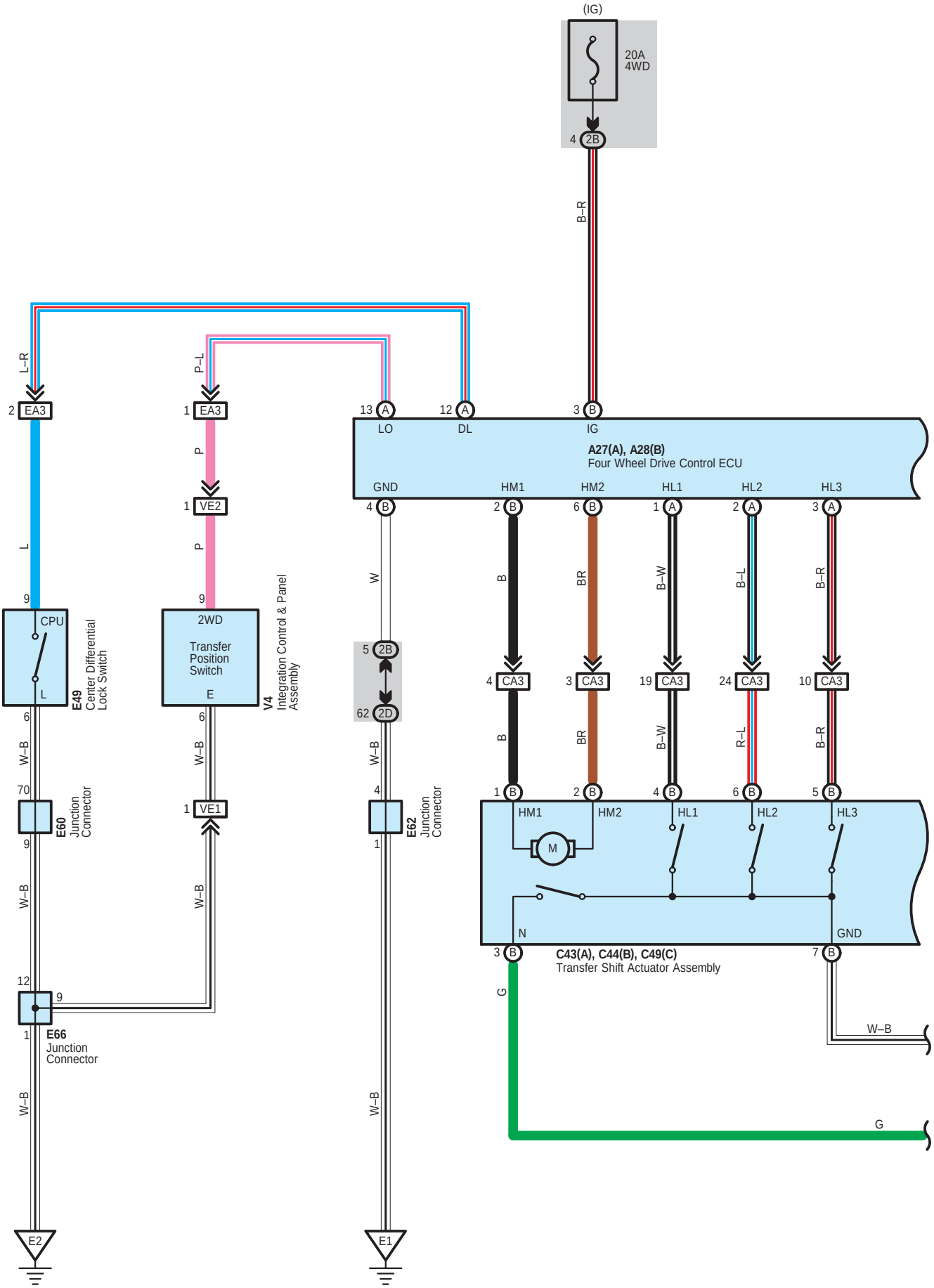
(IG)
20A
4WD
4 2B
B–R
L–R
P–L
2 EA3
1 EA3
13 A
12 A
3 B
LO
DL
IG
A27(A), A28(B)
Four Wheel Drive Control ECU
GND
HM1
HM2
HL1
HL2
HL3
4 B
2 B
6 B
1 A
2 A
3 A
P
1 VE2
L
P
W
B
BR
B–W
B–L
B–R
9
9
CPU
L
E49
Center Differential
Lock Switch
2WD
Transfer
Position
Switch
E
V4
Integration Control & Panel
Assembly
5 2B
62 2D
4 CA3
3 CA3
19 CA3
24 CA3
10 CA3
B
BR
B–W
R–L
B–R
6
6
W–B
W–B
W–B
70
E60
Junction
Connector
1 VE1
4
E62
Junction
Connector
9
1
1 B
2 B
4 B
6 B
5 B
HM1
HM2
HL1
HL2
HL3
M
W–B
W–B
W–B
12
9
1
E66
Junction
Connector
N
GND
3 B
C43(A), C44(B), C49(C)
Transfer Shift Actuator Assembly
7 B
G
W–B
W–B
G
E2
E1

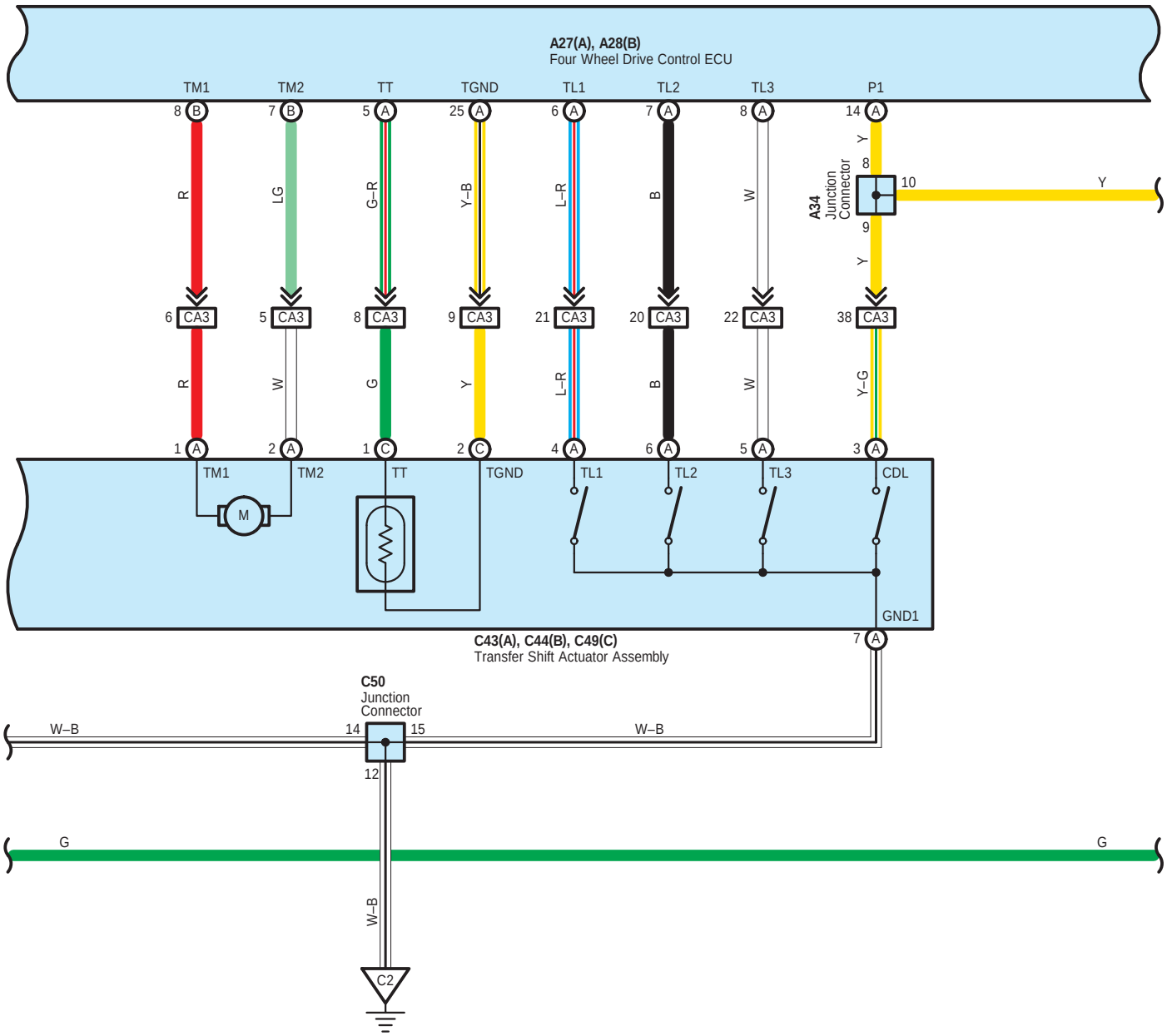
A27(A), A28(B)
Four Wheel Drive Control ECU
TM1
TM2
TT
TGND
TL1
TL2
TL3
P1
8 B
7 B
5 A
25 A
6 A
7 A
8 A
14 A
R
LG
G–R
Y–B
L–R
B
W
Y
A34
Junction
Connector
8
9
10
Y
6 CA3
5 CA3
8 CA3
9 CA3
21 CA3
20 CA3
22 CA3
38 CA3
R
W
G
Y
L–R
B
W
Y–G
1 A
2 A
1 C
2 C
4 A
6 A
5 A
3 A
TM1
TM2
TT
TGND
TL1
TL2
TL3
CDL
M
GND1
7 A
C43(A), C44(B), C49(C)
Transfer Shift Actuator Assembly
C50
Junction
Connector
W–B
14
15
W–B
12
G
G
W–B
C2

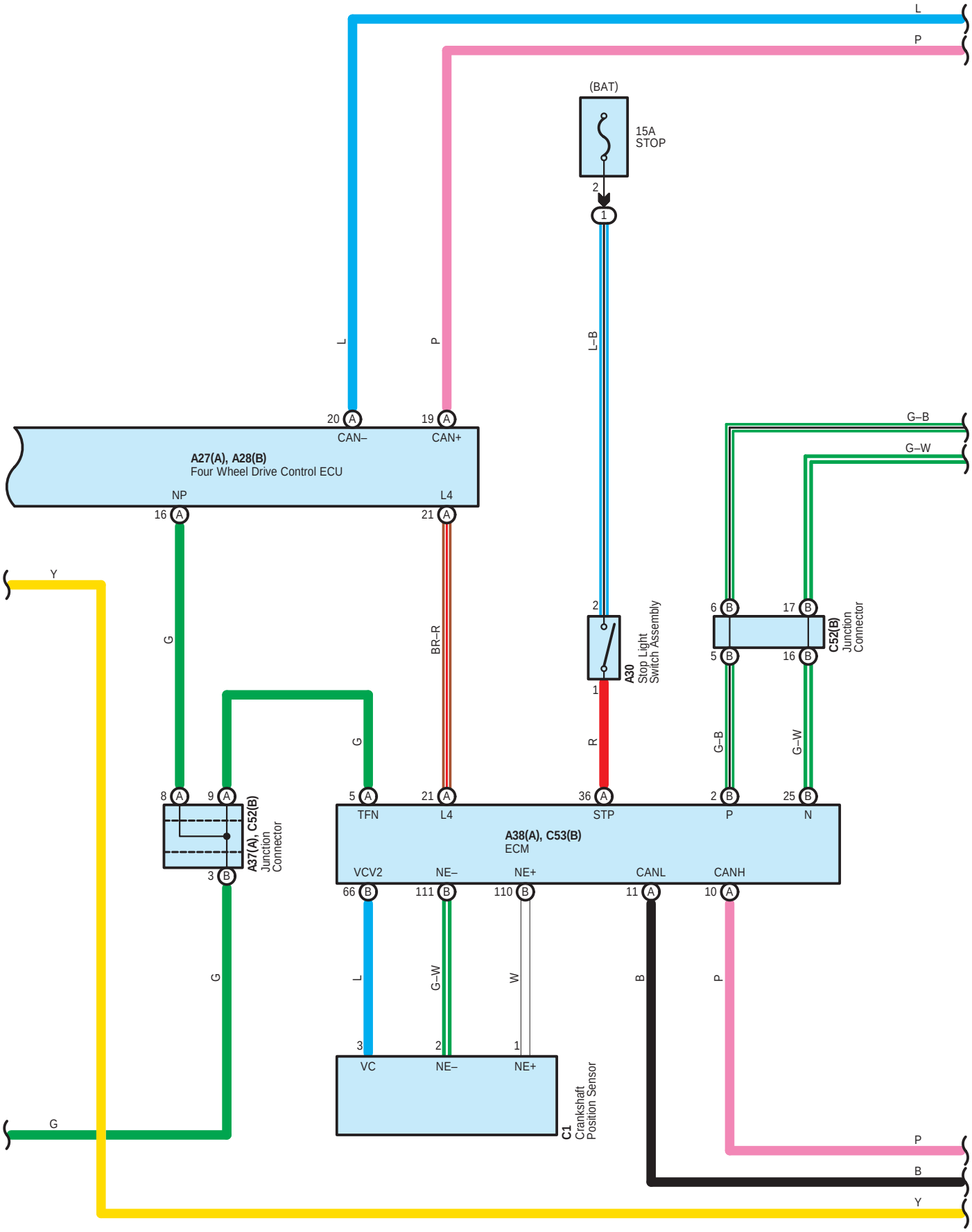
L
P
(BAT)
15A
STOP
2
1
L
P
L–B
20 A
19 A
CAN–
CAN+
A27(A), A28(B)
Four Wheel Drive Control ECU
NP
L4
16 A
21 A
G–B
G–W
Y
G
BR–R
2
1
A30
Stop Light
Switch Assembly
6 B
17 B
5 B
16 B
C52(B)
Junction
Connector
R
G–B
G–W
G
8 A
9 A
3 B
A37(A), C52(B)
Junction
Connector
5 A
21 A
36 A
2 B
25 B
TFN
L4
STP
P
N
A38(A), C53(B)
ECM
VCV2
NE–
NE+
CANL
CANH
66 B
111 B
110 B
11 A
10 A
L
G–W
W
B
P
3
2
1
VC
NE–
NE+
C1
Crankshaft
Position Sensor
G
P
B
Y

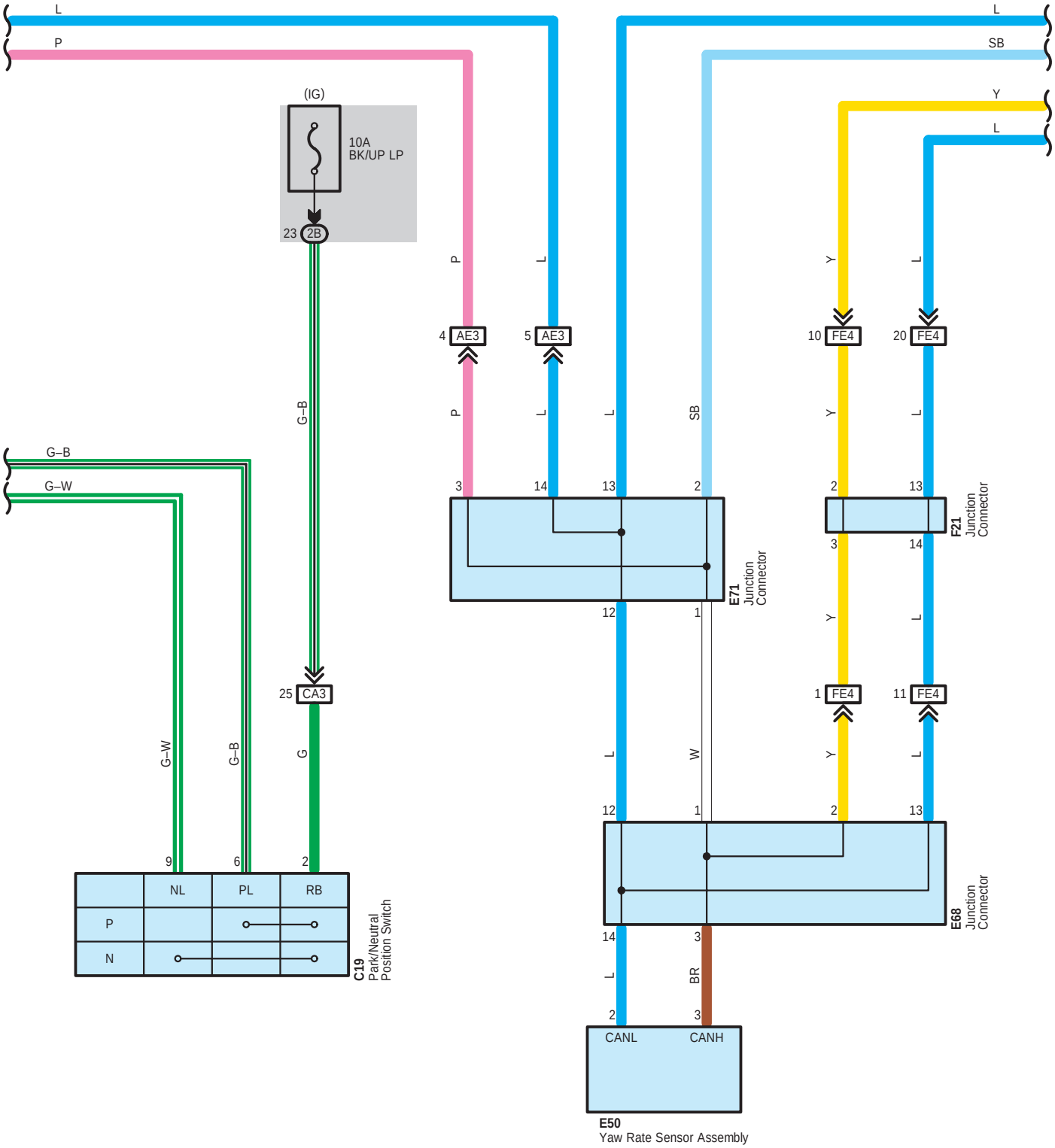
L
P
(IG)
10A
BK/UP LP
23 2B
G–B
G–W
25 CA3
G
9
6
2
NL
PL
RB
P
N
C19
Park/Neutral
Position Switch
4 AE3
5 AE3
3
14
13
2
12
1
E71
Junction
Connector
SB
Y
10 FE4
20 FE4
1 FE4
11 FE4
F21
Junction
Connector
W
E68
Junction
Connector
BR
CANL
CANH
E50
Yaw Rate Sensor Assembly

P
B
Y

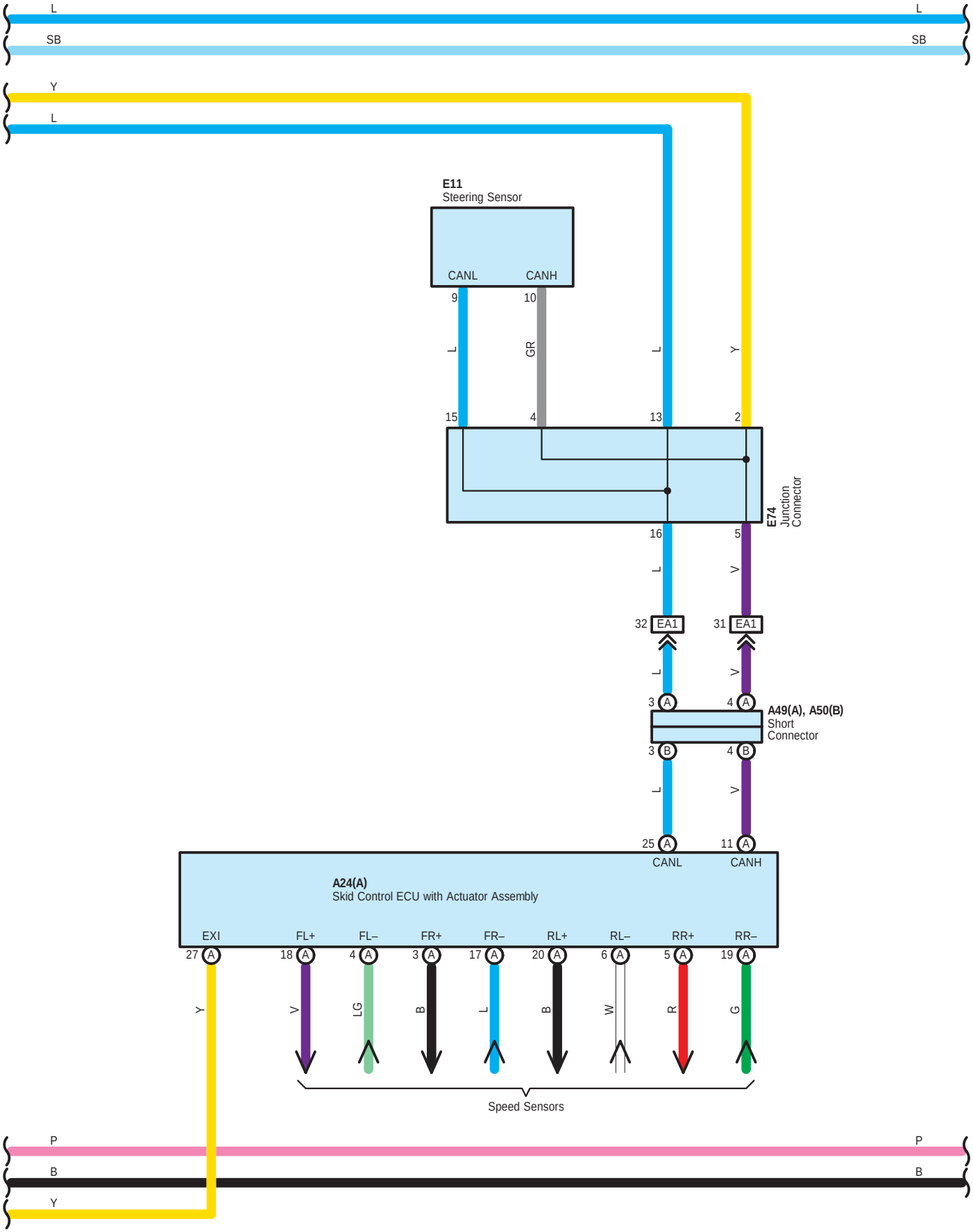
L
L
SB
SB
Y
L
E11
Steering Sensor
CANL
CANH
9
10
L
GR
L
Y
15
4
13
2
E74
Junction
Connector
16
5
L
V
32
EA1
31
EA1
L
V
3
A
4
A
A49(A), A50(B)
Short
Connector
3
B
4
B
L
V
25
A
11
A
CANL
CANH
A24(A)
Skid Control ECU with Actuator Assembly
EXI
FL+
FL–
FR+
FR–
RL+
RL–
RR+
RR–
27
A
18
A
4
A
3
A
17
A
20
A
6
A
5
A
19
A
Y
V
LG
B
L
B
W
R
G
Speed Sensors
P
P
B
B
Y

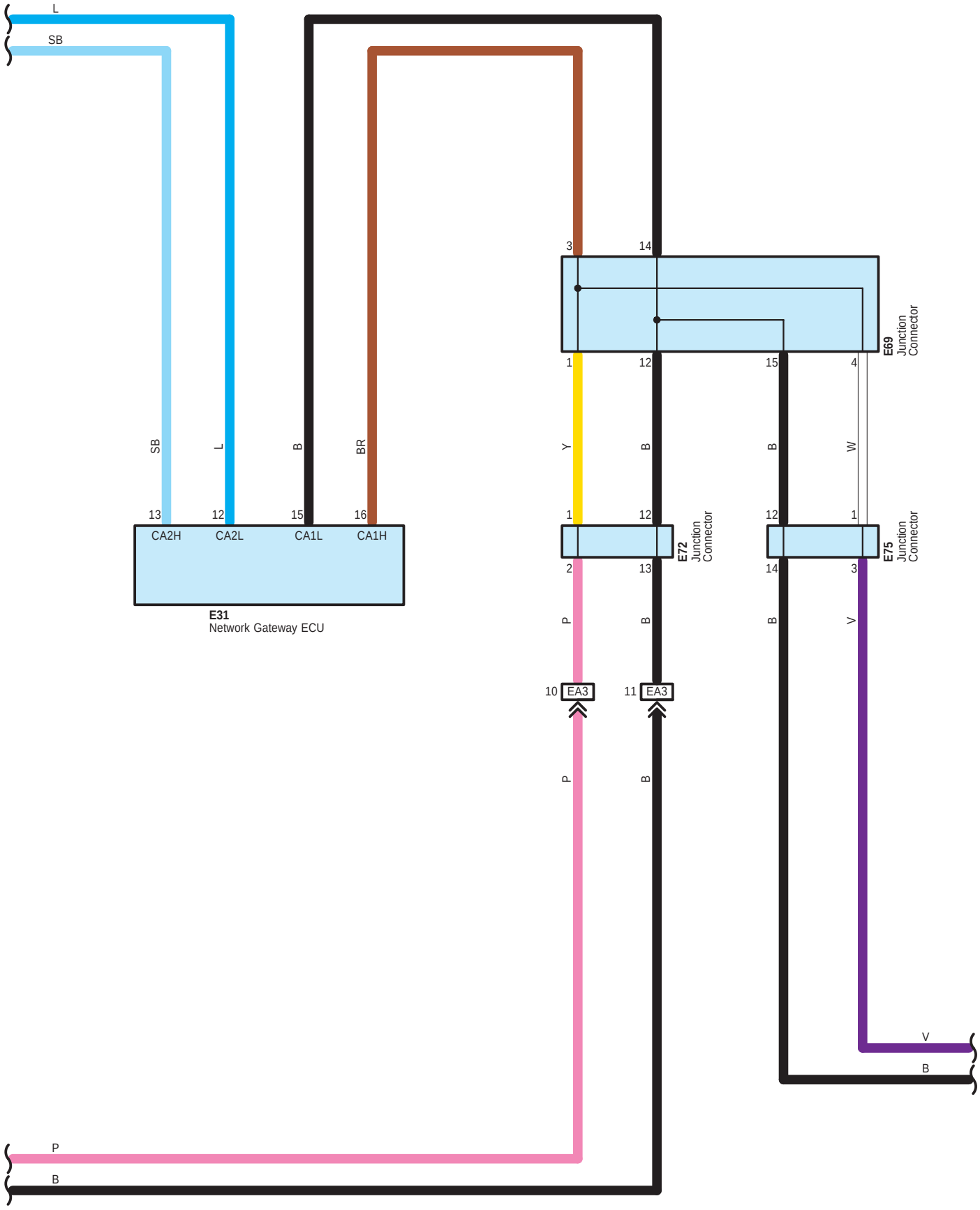
L
SB
SB
L
B
BR
13
12
15
16
CA2H
CA2L
CA1L
CA1H
E31
Network Gateway ECU
3
14
1
12
15
4
E69
Junction
Connector
Y
B
B
W
1
12
12
1
E72
Junction
Connector
E75
Junction
Connector
2
13
14
3
P
B
B
V
10
EA3
11
EA3
P
B
V
B
P
B

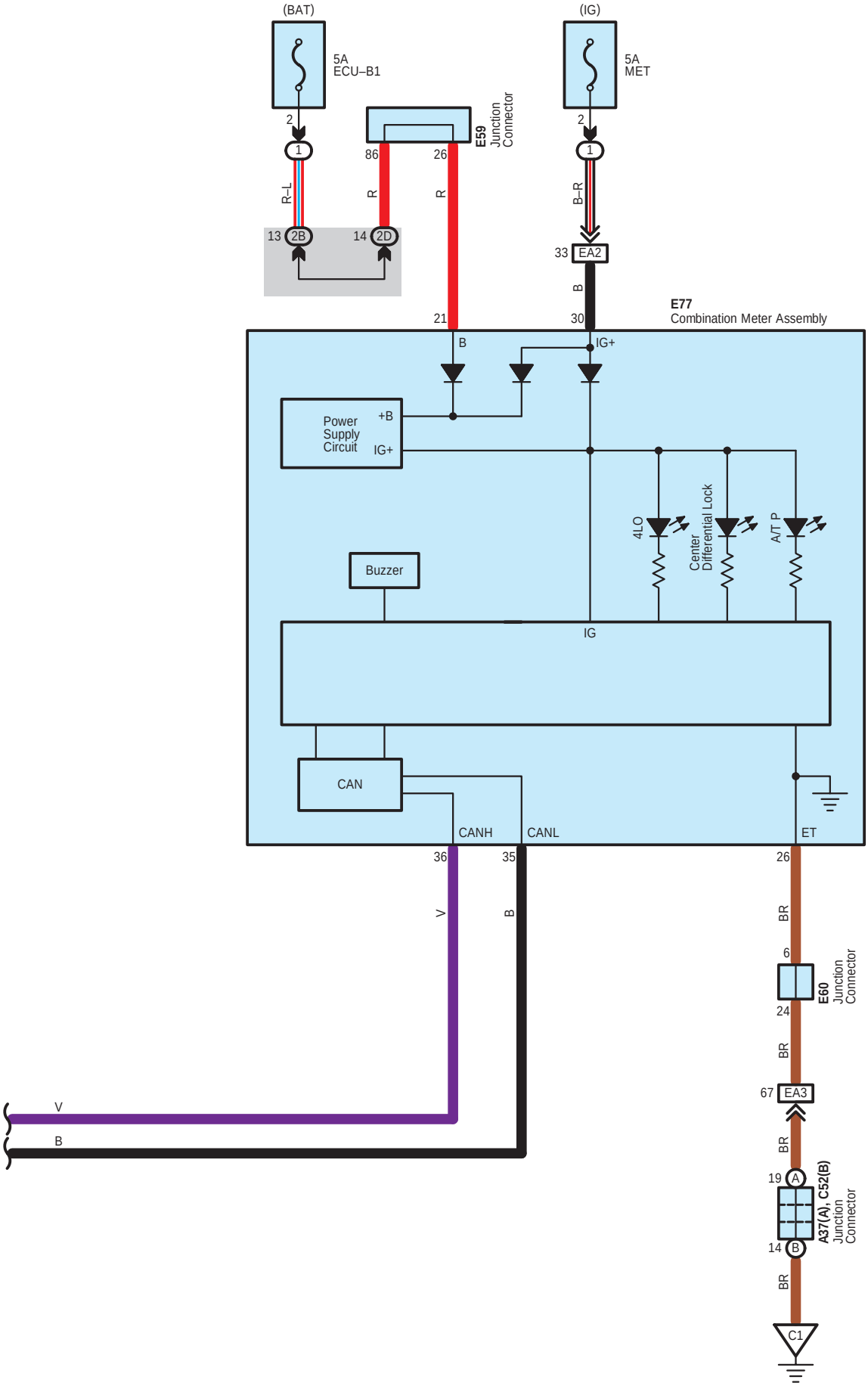
(BAT)
5A
ECU–B1
(IG)
5A
MET
E59
Junction
Connector
86
26
R–L
R
R
B–R
13
2B
14
2D
33
EA2
B
21
30
E77
Combination Meter Assembly
B
IG+
Power
Supply
Circuit
+B
IG+
4LO
Center
Differential Lock
A/T P
Buzzer
IG
CAN
CANH
CANL
ET
36
35
26
V
B
BR
6
E60
Junction
Connector
24
BR
67
EA3
V
B
BR
19
A
A37(A), C52(B)
Junction
Connector
14
B
BR
C1

A 24
Black

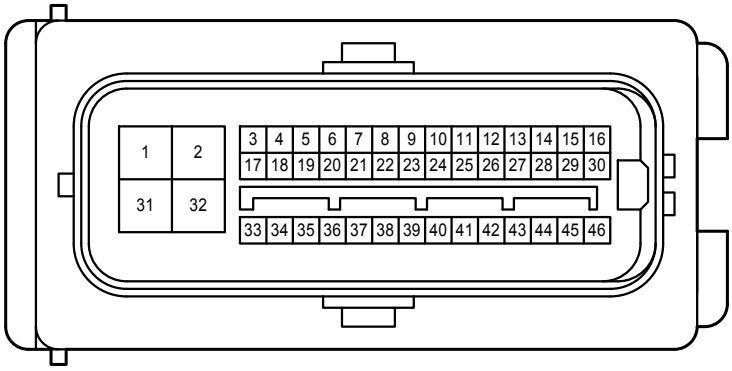

A 27
Black

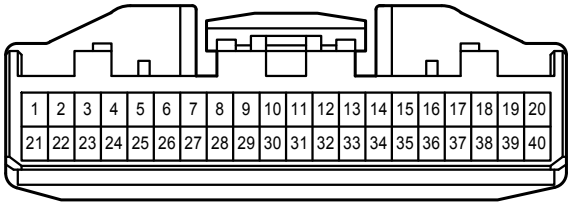

A 28
Black

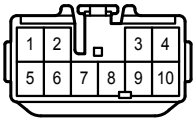

A 30
Gray

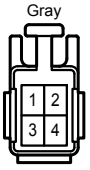

A 34
White

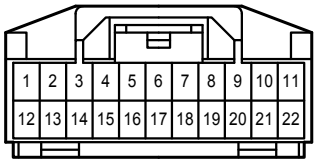

A 37
Blue

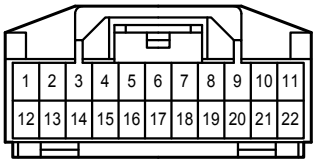

A 38
Black

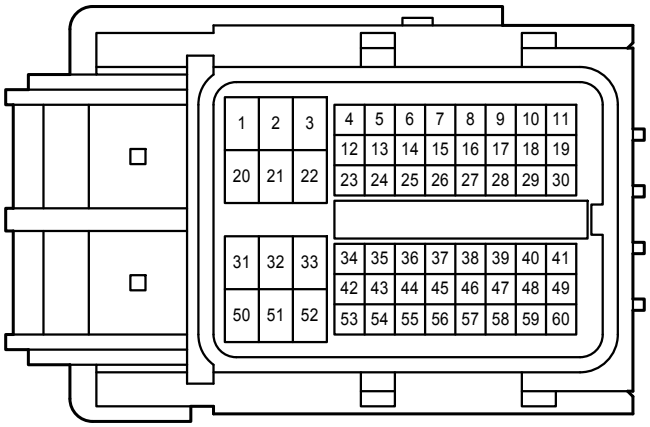

A 49
Gray

A 50
Gray



C 1
Black

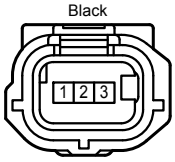

C 19
Gray

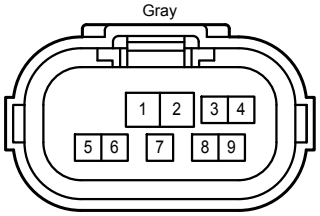

C 43
Black

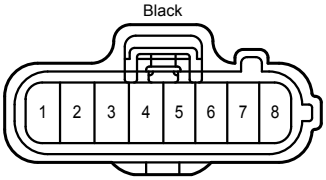

C 44
Dark Gray

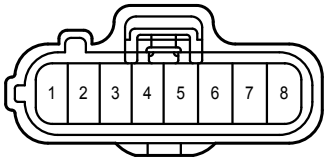

C 49
Black

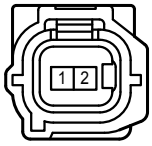

C 50
White

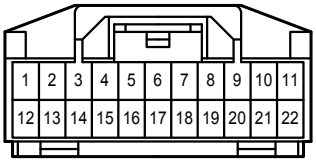

C 52
Blue

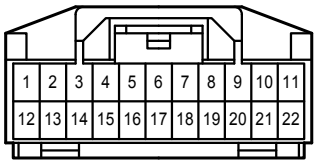

C 53
Black

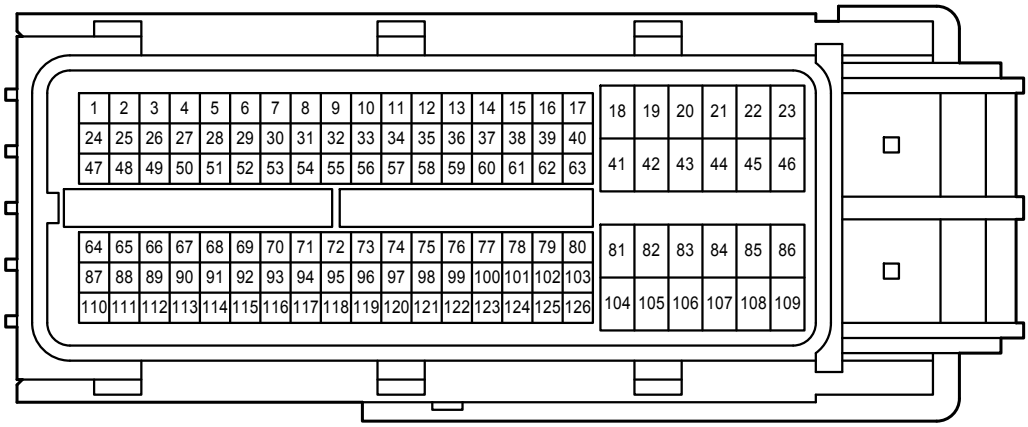

E 11
Gray

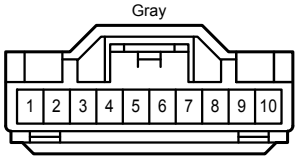

E 31
White

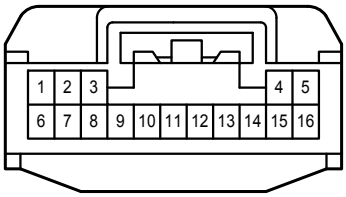

E 49
White

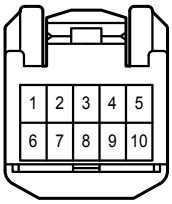

E 50
Black



E 59
White

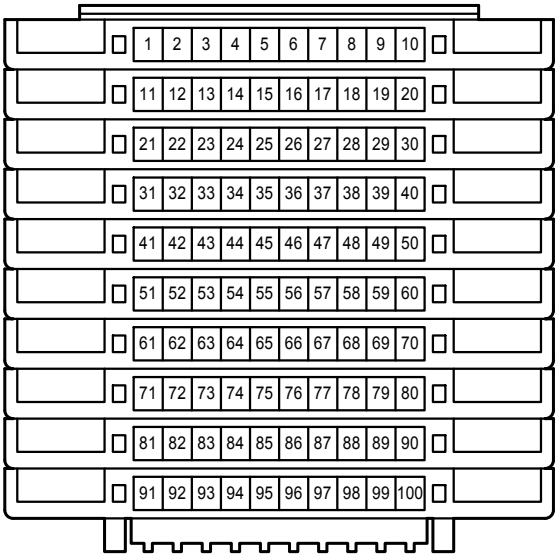

E 60
White

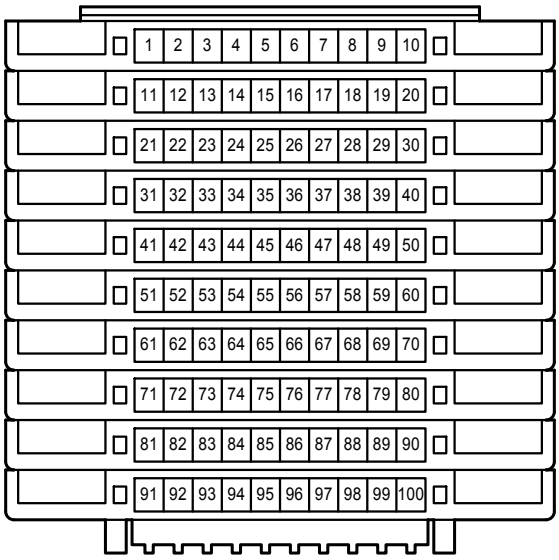

E 62
White

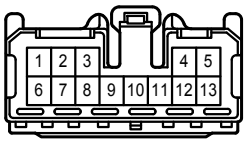

E 66
White

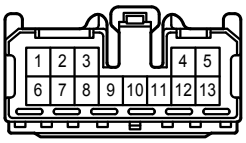

E 68
Gray

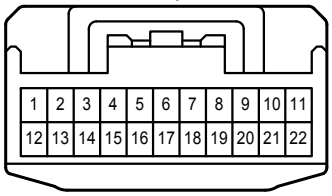

E 69
Gray

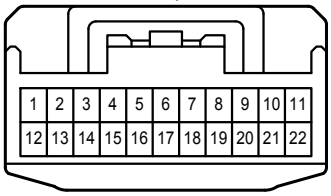

E 71
Gray

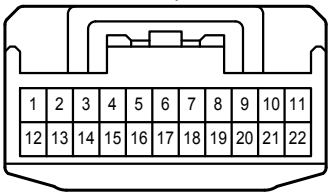

E 72
Gray

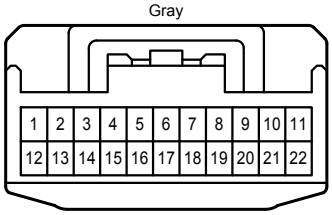

E 74
Gray

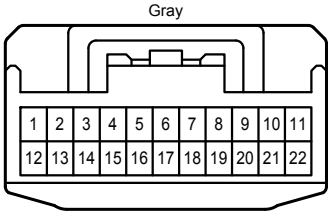

E 75
Gray

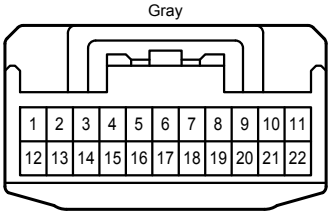

E 77
White

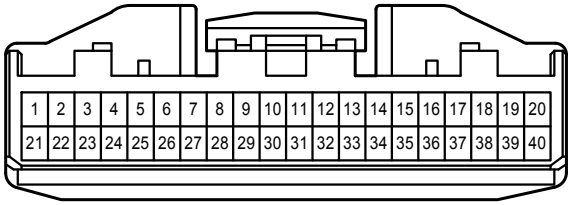

F 21
Black

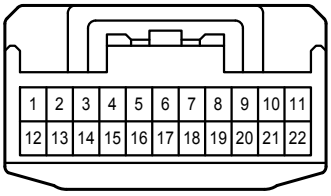

V 4
White

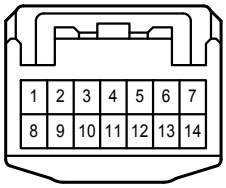

2B
White

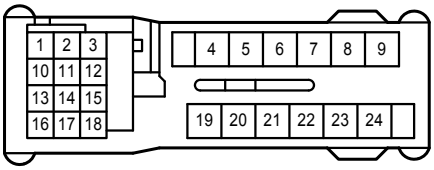

2D
White

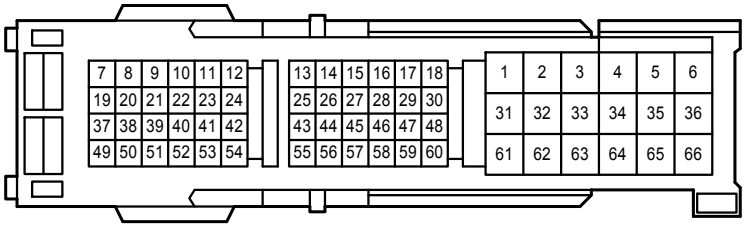

AE3
Gray

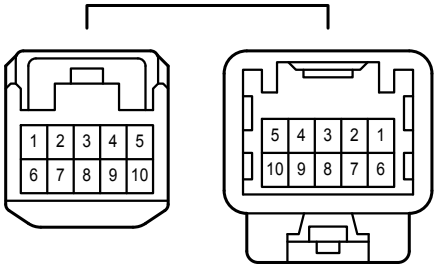

CA3
White

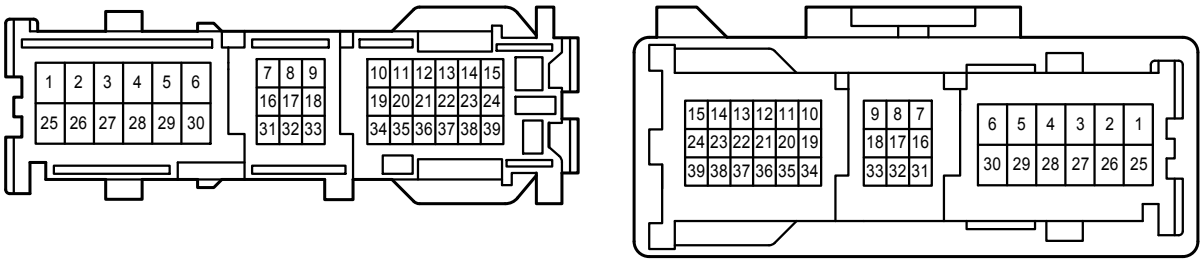

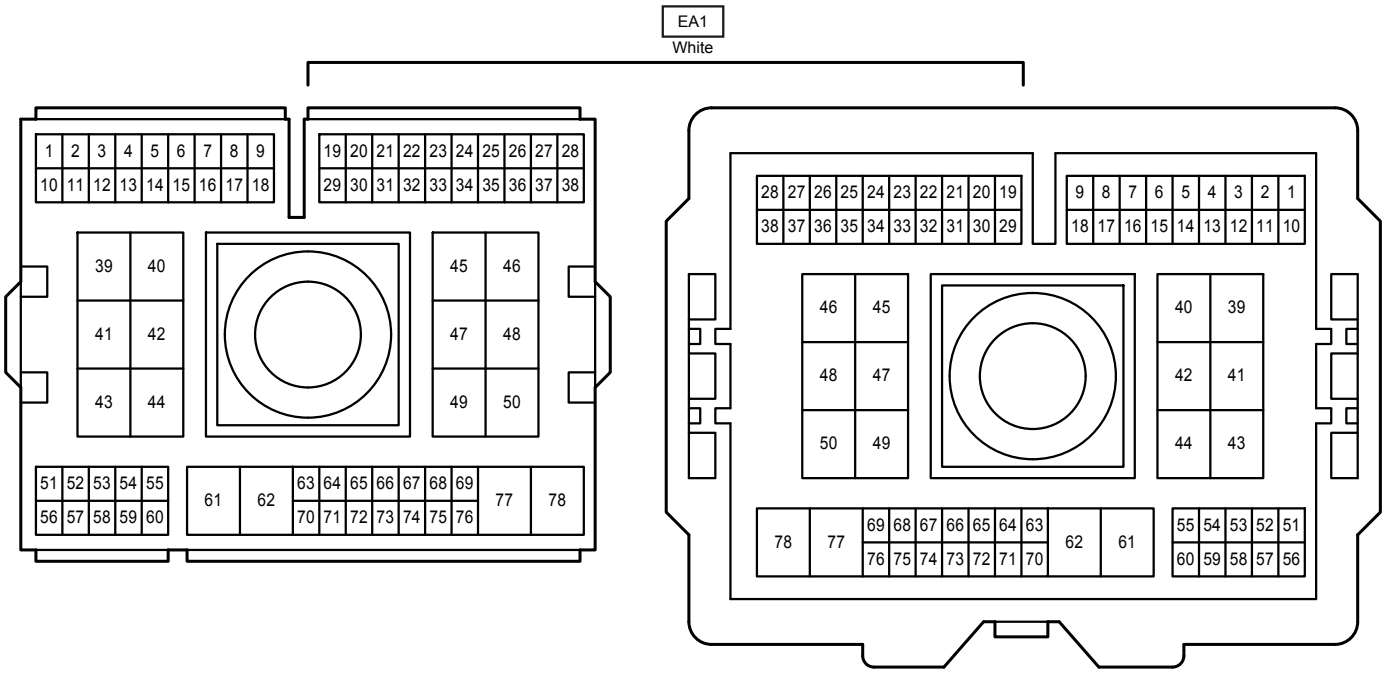
EA1
White

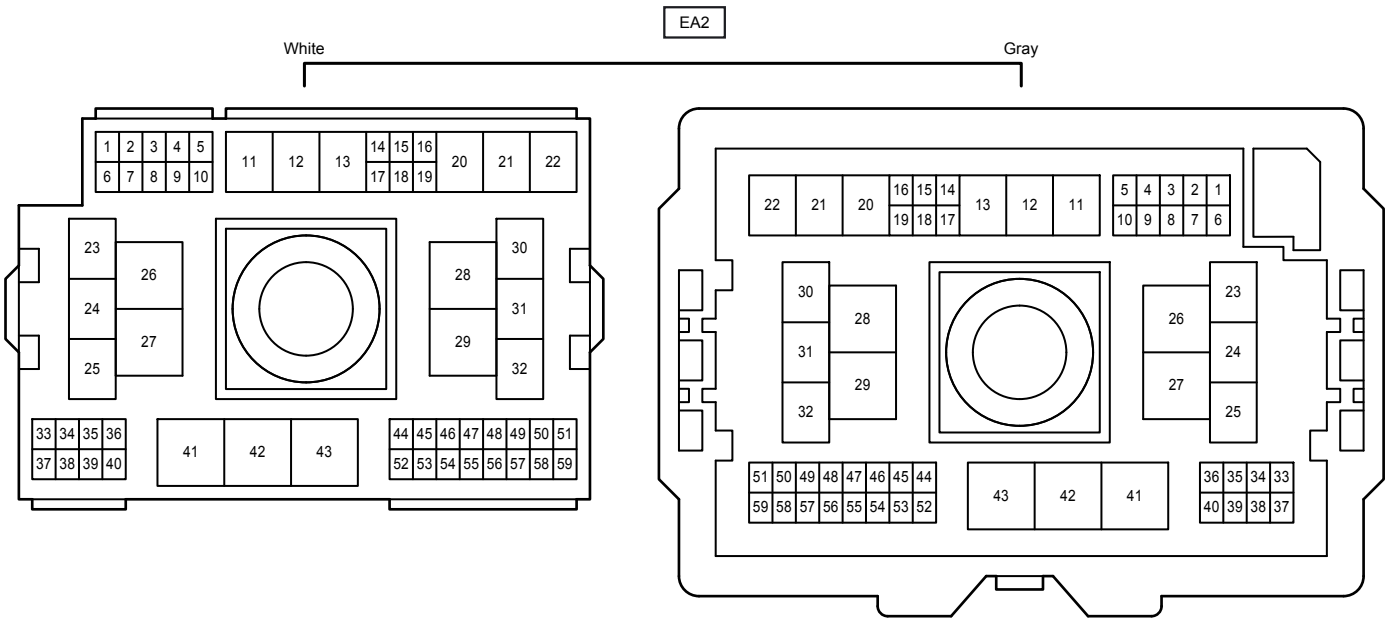
EA2
White
Gray

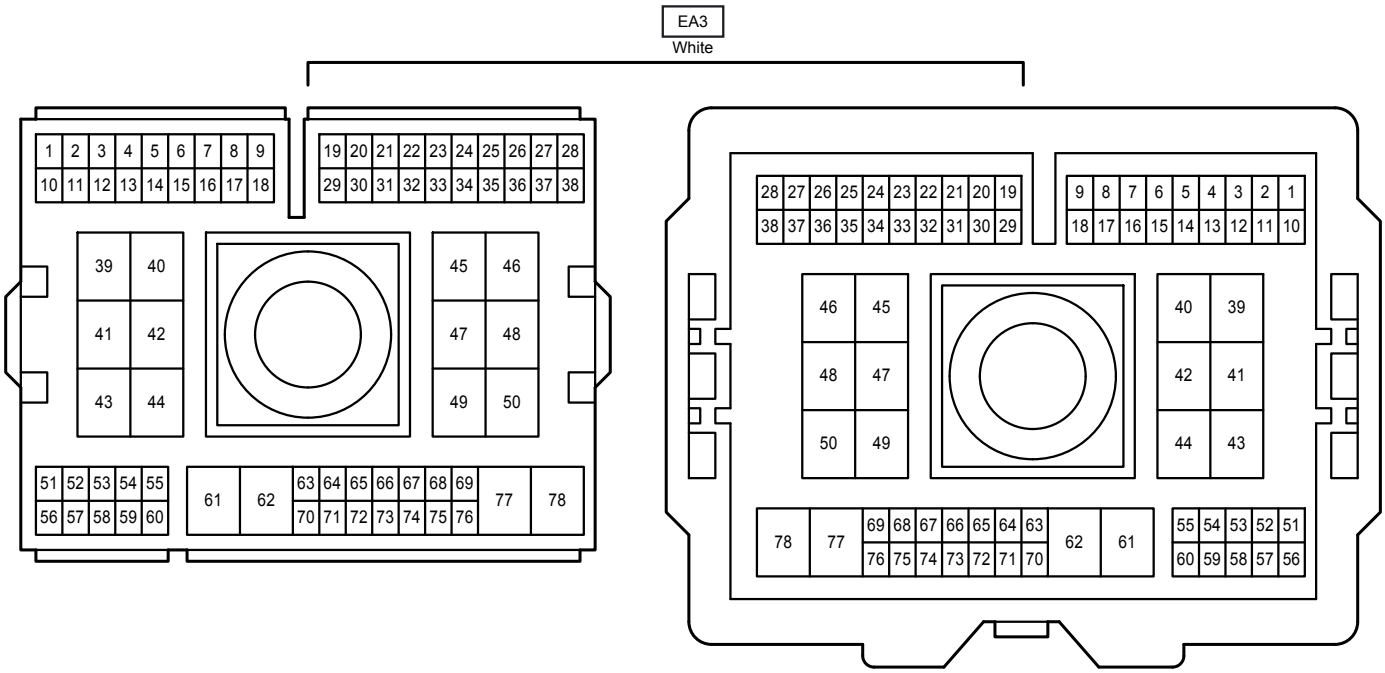
EA3
White
1 2 3 4 5 6 7 8 9
10 11 12 13 14 15 16 17 18
19 20 21 22 23 24 25 26 27 28
29 30 31 32 33 34 35 36 37 38
39 40
41 42
43 44
45 46
47 48
49 50
51 52 53 54 55
56 57 58 59 60
61 62
63 64 65 66 67 68 69
70 71 72 73 74 75 76
77 78
28 27 26 25 24 23 22 21 20 19
38 37 36 35 34 33 32 31 30 29
9 8 7 6 5 4 3 2 1
18 17 16 15 14 13 12 11 10
46 45
48 47
50 49
40 39
42 41
44 43
78 77
69 68 67 66 65 64 63
76 75 74 73 72 71 70
62 61
55 54 53 52 51
60 59 58 57 56

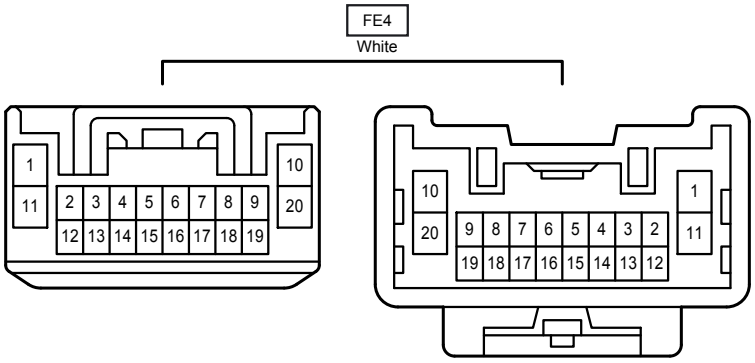
FE4
White
1
11
2 3 4 5 6 7 8 9
12 13 14 15 16 17 18 19
10
20
10
20
9 8 7 6 5 4 3 2
19 18 17 16 15 14 13 12
1
11

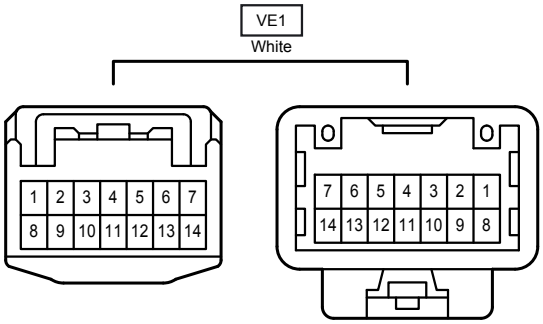
VE1
White
1 2 3 4 5 6 7
8 9 10 11 12 13 14
7 6 5 4 3 2 1
14 13 12 11 10 9 8

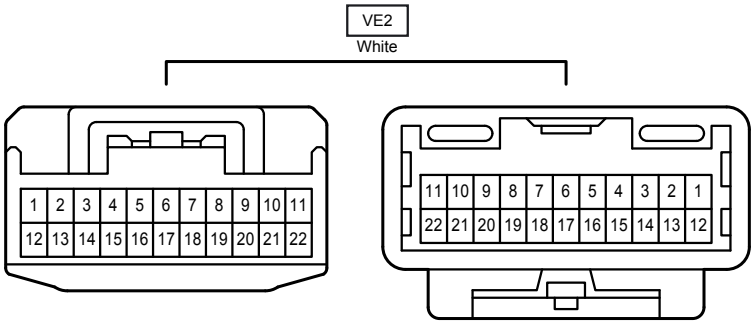
VE2
White
1 2 3 4 5 6 7 8 9 10 11
12 13 14 15 16 17 18 19 20 21 22
11 10 9 8 7 6 5 4 3 2 1
22 21 20 19 18 17 16 15 14 13 12