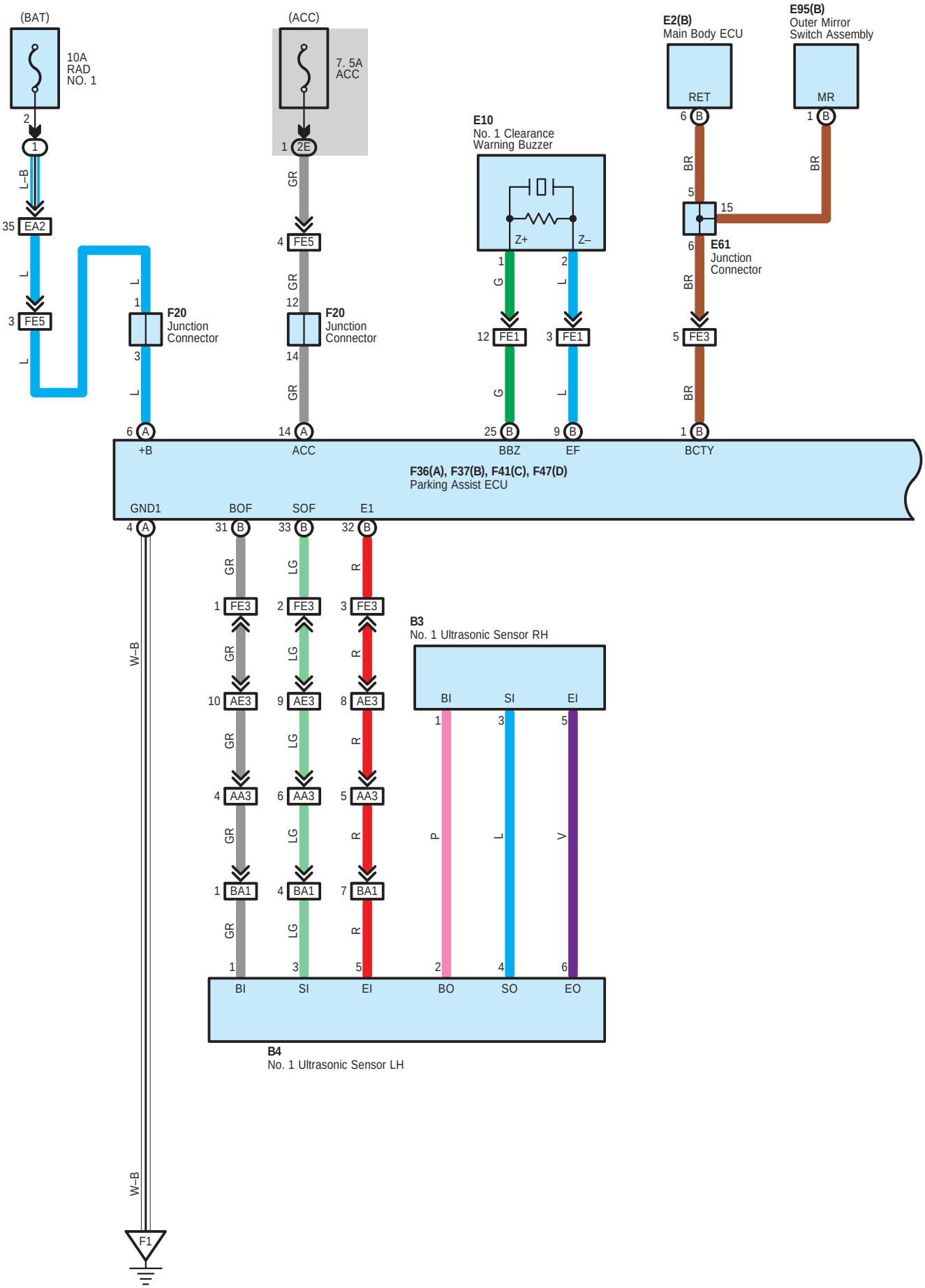
(BAT)
10A
RAD
NO. 1
(ACC)
7. 5A
ACC
E2(B)
Main Body ECU
RET
E95(B)
Outer Mirror
Switch Assembly
MR
E10
No. 1 Clearance
Warning Buzzer
Z+
Z–
E61
Junction
Connector
EA2
FE5
F20
Junction
Connector
FE1
FE3
+B
ACC
BBZ
EF
BCTY
F36(A), F37(B), F41(C), F47(D)
Parking Assist ECU
GND1
BOF
SOF
E1
AE3
AA3
BA1
B3
No. 1 Ultrasonic Sensor RH
BI
SI
EI
BO
SO
EO
B4
No. 1 Ultrasonic Sensor LH
F1

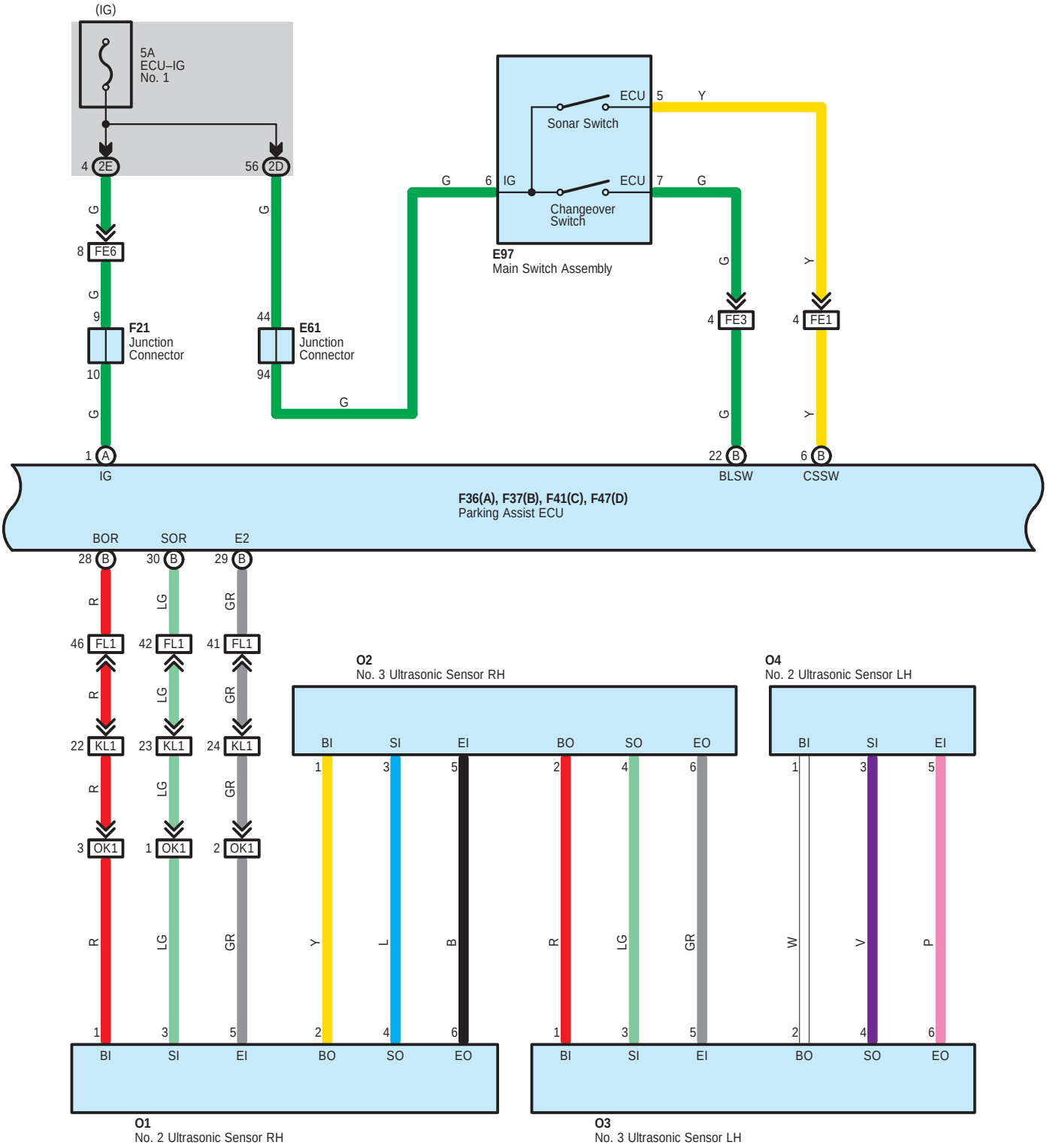
(IG)
5A
ECU–IG
No. 1
4 2E
56 2D
G
8 FE6
9
F21
Junction
Connector
10
1 A
IG
44
E61
Junction
Connector
94
G
6 IG
ECU 5
Y
Sonar Switch
ECU 7
G
Changeover
Switch
E97
Main Switch Assembly
4 FE3
4 FE1
22 B
BLSW
6 B
CSSW
F36(A), F37(B), F41(C), F47(D)
Parking Assist ECU
BOR
SOR
E2
28 B
30 B
29 B
R
LG
GR
46 FL1
42 FL1
41 FL1
22 KL1
23 KL1
24 KL1
3 OK1
1 OK1
2 OK1
O2
No. 3 Ultrasonic Sensor RH
BI
SI
EI
BO
SO
EO
Y
L
B
O4
No. 2 Ultrasonic Sensor LH
W
V
P
O1
No. 2 Ultrasonic Sensor RH
O3
No. 3 Ultrasonic Sensor LH

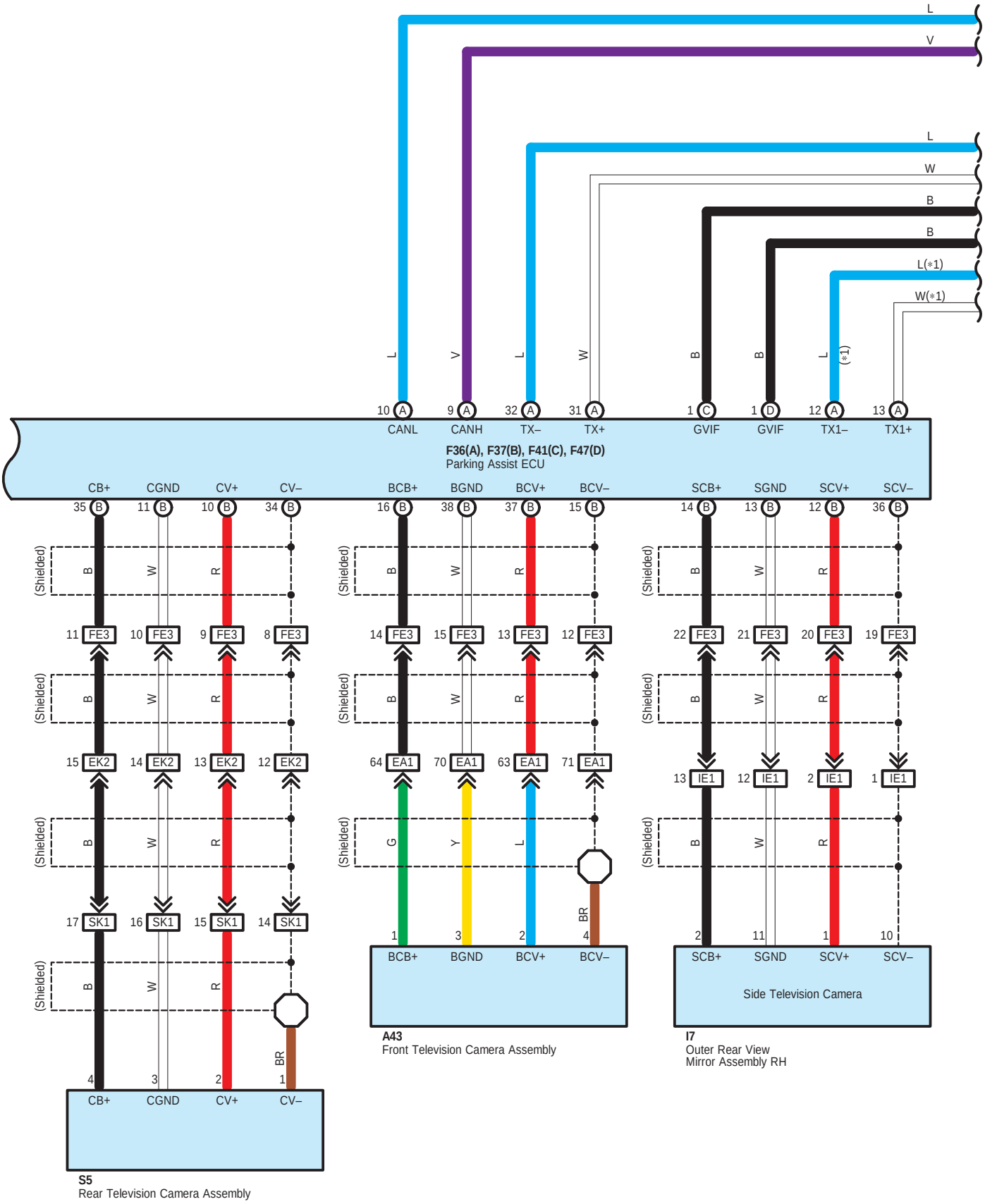
L
V
L
W
B
B
L(*1)
W(*1)
10 A CANL
9 A CANH
32 A TX–
31 A TX+
1 C GVIF
1 D GVIF
12 A TX1–
13 A TX1+
F36(A), F37(B), F41(C), F47(D)
Parking Assist ECU
CB+ CGND CV+ CV–
BCB+ BGND BCV+ BCV–
SCB+ SGND SCV+ SCV–
35 B 11 B 10 B 34 B
16 B 38 B 37 B 15 B
14 B 13 B 12 B 36 B
(Shielded)
11 FE3 10 FE3 9 FE3 8 FE3
14 FE3 15 FE3 13 FE3 12 FE3
22 FE3 21 FE3 20 FE3 19 FE3
15 EK2 14 EK2 13 EK2 12 EK2
64 EA1 70 EA1 63 EA1 71 EA1
13 IE1 12 IE1 2 IE1 1 IE1
17 SK1 16 SK1 15 SK1 14 SK1
BR
4 3 2 1
CB+ CGND CV+ CV–
S5
Rear Television Camera Assembly
1 3 2 4
BCB+ BGND BCV+ BCV–
A43
Front Television Camera Assembly
2 11 1 10
SCB+ SGND SCV+ SCV–
Side Television Camera
I7
Outer Rear View
Mirror Assembly RH

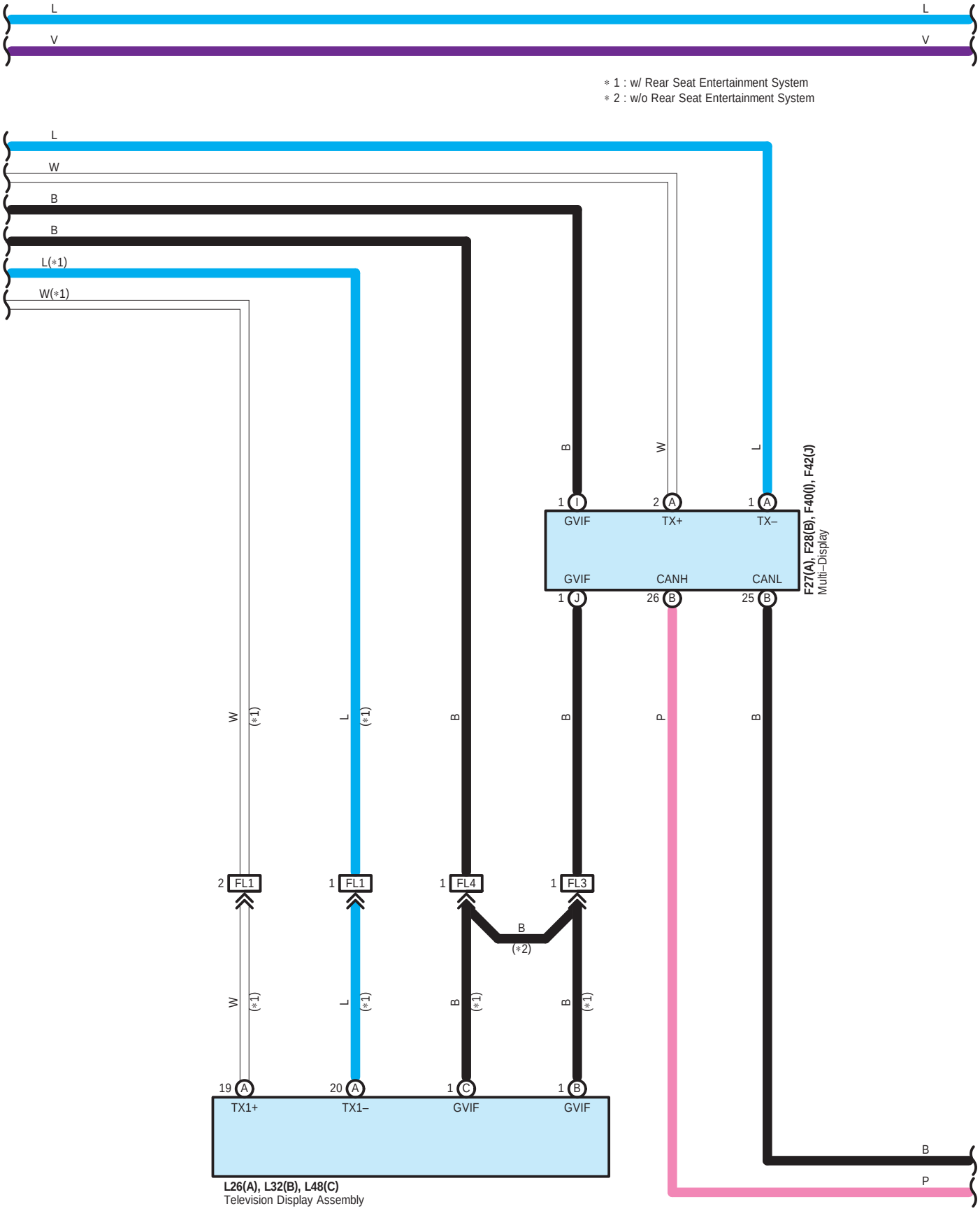
L
V
L
V
∗ 1 : w/ Rear Seat Entertainment System
∗ 2 : w/o Rear Seat Entertainment System
L
W
B
B
L(∗1)
W(∗1)
B
W
L
1 I GVIF
2 A TX+
1 A TX–
GVIF
CANH
CANL
1 J
26 B
25 B
F27(A), F28(B), F40(I), F42(J)
Multi–Display
W (∗1)
L (∗1)
B
B
P
B
2 FL1
1 FL1
1 FL4
1 FL3
B
(∗2)
W (∗1)
L (∗1)
B (∗1)
B (∗1)
19 A TX1+
20 A TX1–
1 C GVIF
1 B GVIF
L26(A), L32(B), L48(C)
Television Display Assembly
B
P

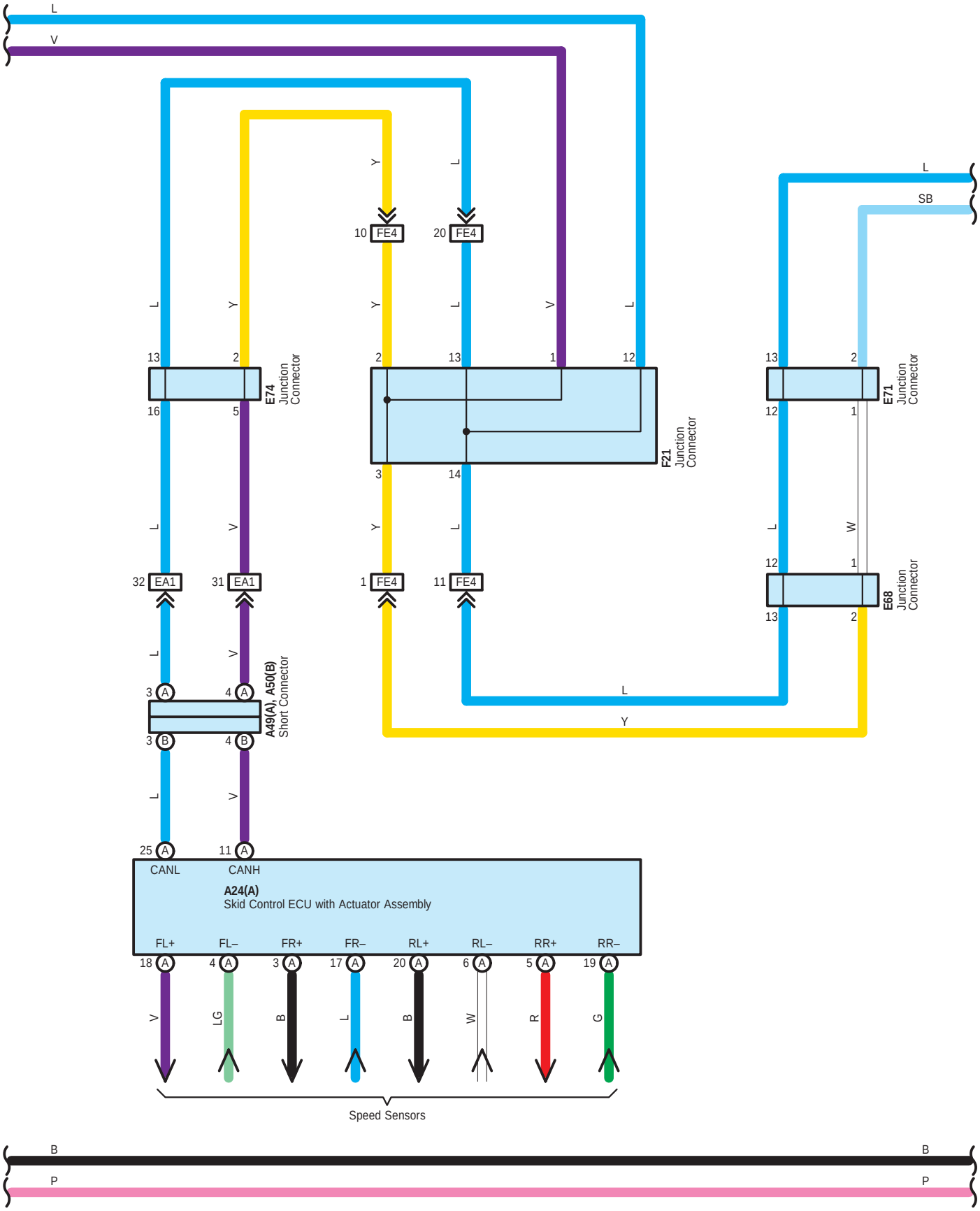
L
V
Y
L
10 FE4
20 FE4
L
SB
13
2
E74
Junction
Connector
16
5
2
13
1
12
F21
Junction
Connector
3
14
13
2
E71
Junction
Connector
12
1
W
12
1
E68
Junction
Connector
13
2
32 EA1
31 EA1
1 FE4
11 FE4
3 A
4 A
A49(A), A50(B)
Short Connector
3 B
4 B
25 A
11 A
CANL
CANH
A24(A)
Skid Control ECU with Actuator Assembly
FL+
FL–
FR+
FR–
RL+
RL–
RR+
RR–
18 A
4 A
3 A
17 A
20 A
6 A
5 A
19 A
V
LG
B
L
B
W
R
G
Speed Sensors
B
P

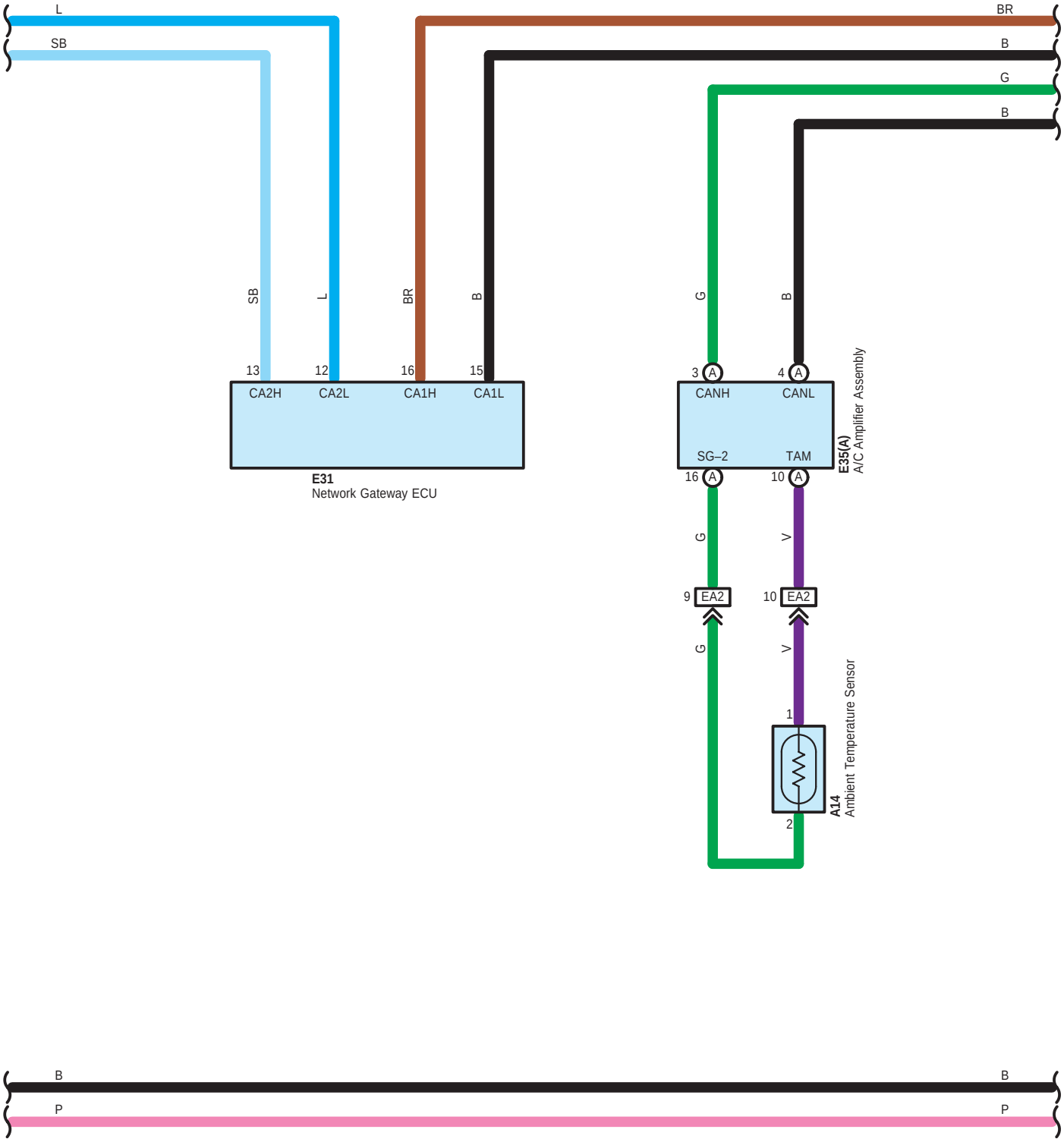
L
SB
BR
B
G
B
SB
L
BR
B
G
B
13
12
16
15
CA2H
CA2L
CA1H
CA1L
E31
Network Gateway ECU
3
4
CANH
CANL
SG–2
TAM
16
10
E35(A)
A/C Amplifier Assembly
G
V
9
10
EA2
EA2
G
V
1
2
A14
Ambient Temperature Sensor
B
B
P
P

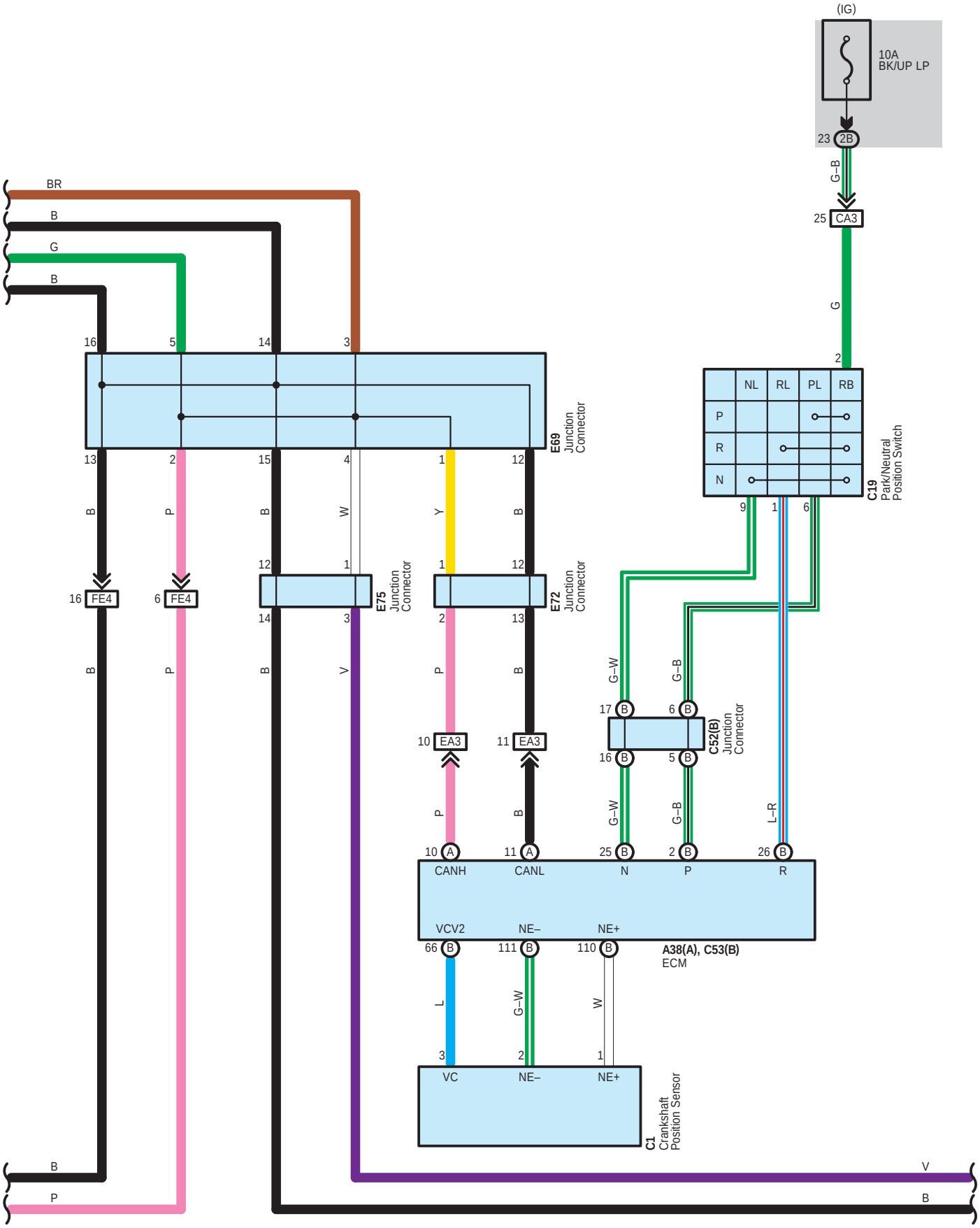
(IG)
10A
BK/UP LP
23 2B
G–B
25 CA3
G
2
BR
B
G
B
16
5
14
3
E69
Junction
Connector
13
2
15
4
1
12
B
P
B
W
Y
B
NL
RL
PL
RB
P
R
N
C19
Park/Neutral
Position Switch
9
1
6
16 FE4
6 FE4
12
1
E75
Junction
Connector
1
12
E72
Junction
Connector
14
3
2
13
B
P
B
V
P
B
G–W
G–B
17 B
6 B
C52(B)
Junction
Connector
16 B
5 B
10 EA3
11 EA3
P
B
G–W
G–B
L–R
10 A
11 A
25 B
2 B
26 B
CANH
CANL
N
P
R
VCV2
NE–
NE+
66 B
111 B
110 B
A38(A), C53(B)
ECM
L
G–W
W
3
2
1
VC
NE–
NE+
C1
Crankshaft
Position Sensor
B
P
V
B

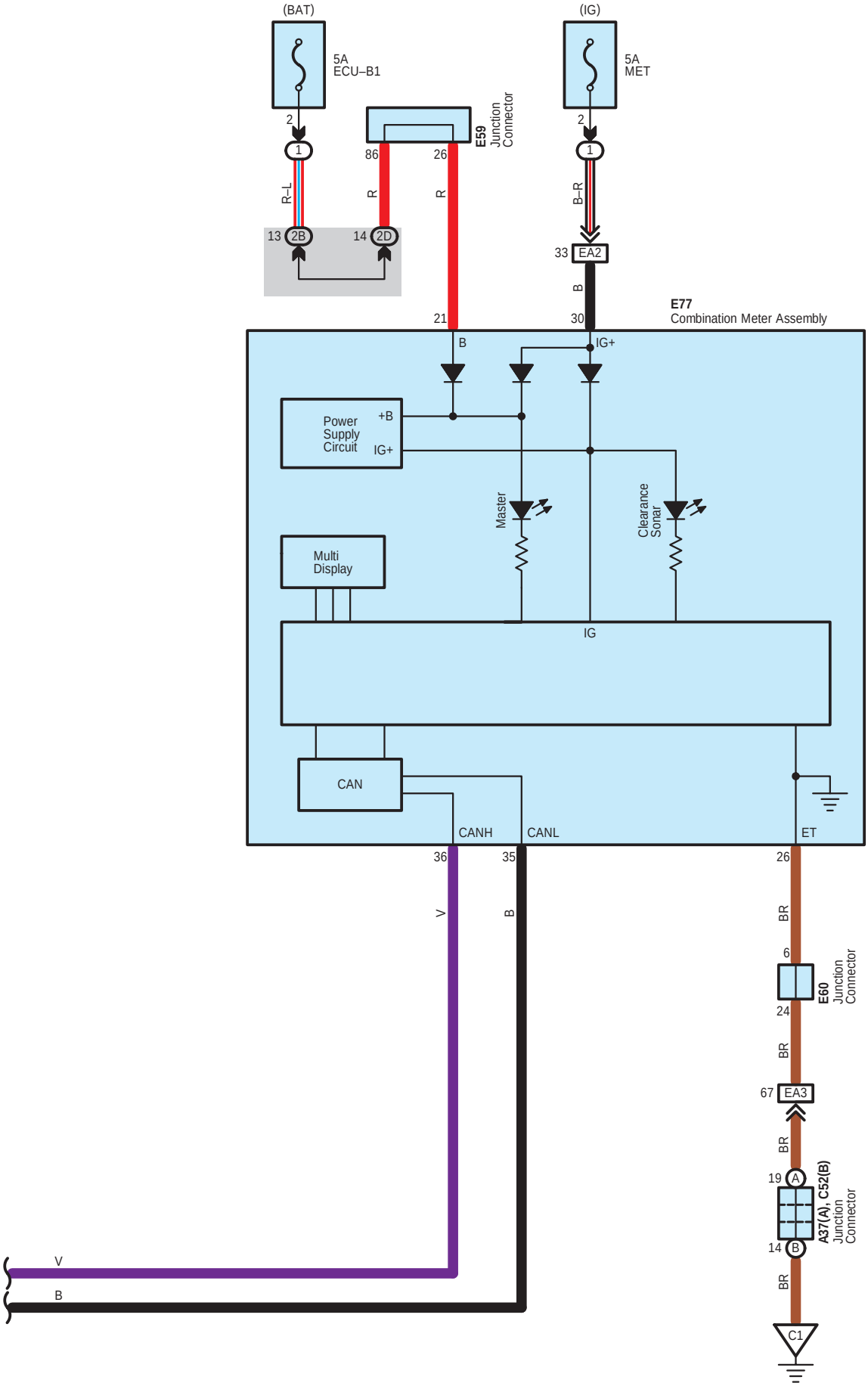
(BAT)
5A
ECU–B1
(IG)
5A
MET
E59
Junction
Connector
86
26
R–L
R
R
B–R
13
2B
14
2D
33
EA2
B
21
30
E77
Combination Meter Assembly
B
IG+
Power
Supply
Circuit
+B
IG+
Master
Clearance
Sonar
Multi
Display
IG
CAN
CANH
CANL
ET
36
35
26
V
B
BR
6
E60
Junction
Connector
24
BR
67
EA3
BR
19
A
A37(A), C52(B)
Junction
Connector
14
B
BR
C1
V
B

A 14
Black

A 24
Black

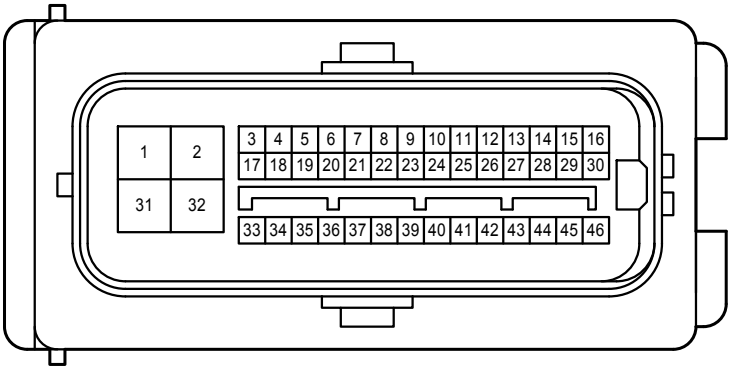

A 37
Blue

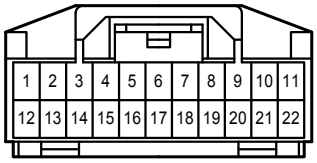

A 38
Black

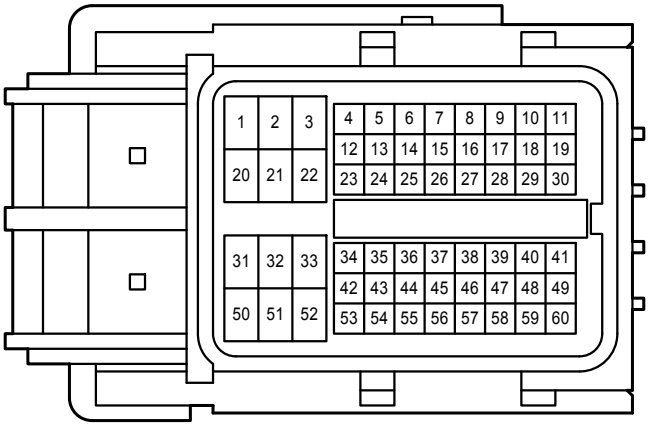

A 43
Black



A 49
Gray

A 50
Gray



B 3
Black

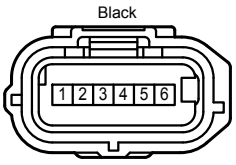

B 4
Black

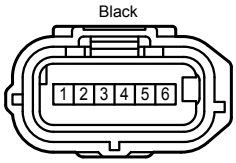

C 1
Black

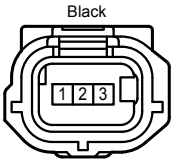

C 19
Gray

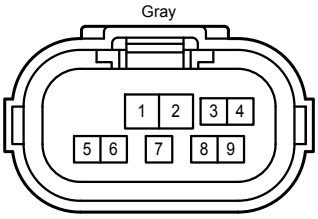

C 52
Blue

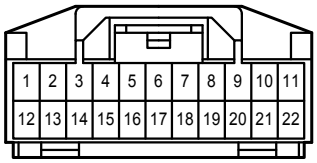

C 53
Black

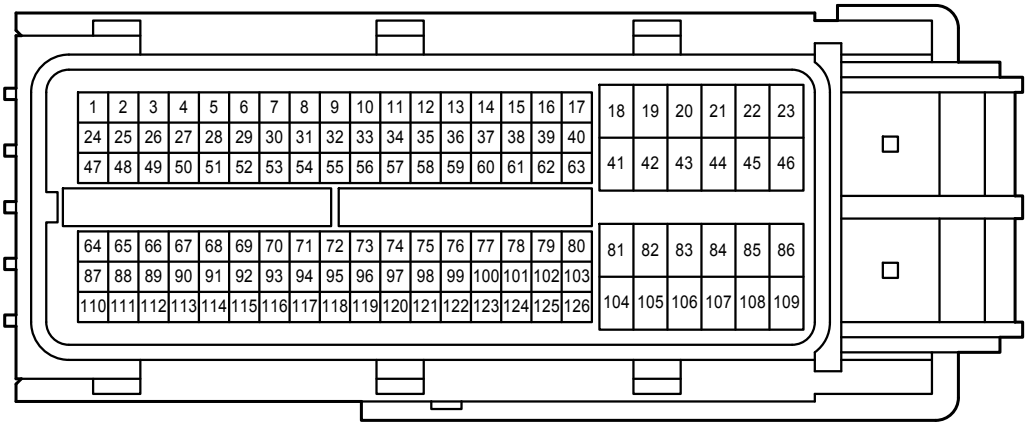

E 2
White

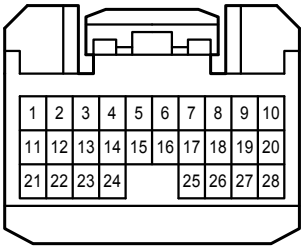

E 10
Black



E 31
White

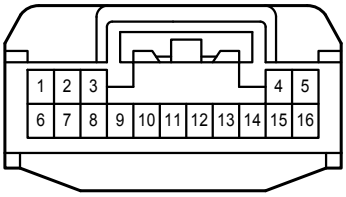

E 35
White

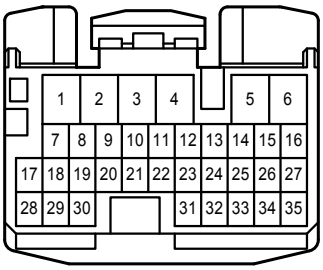

E 59
White

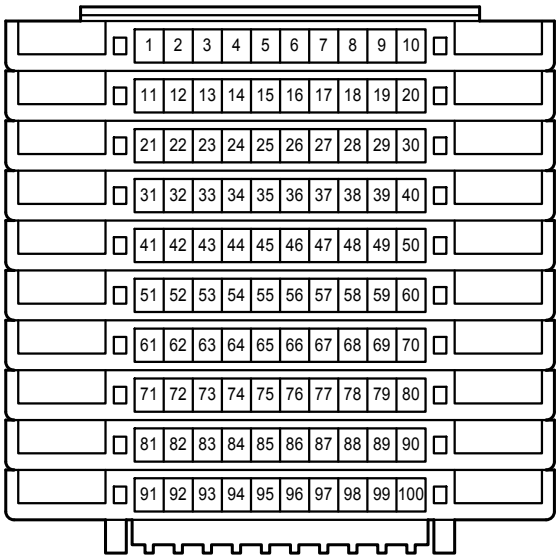

E 60
White

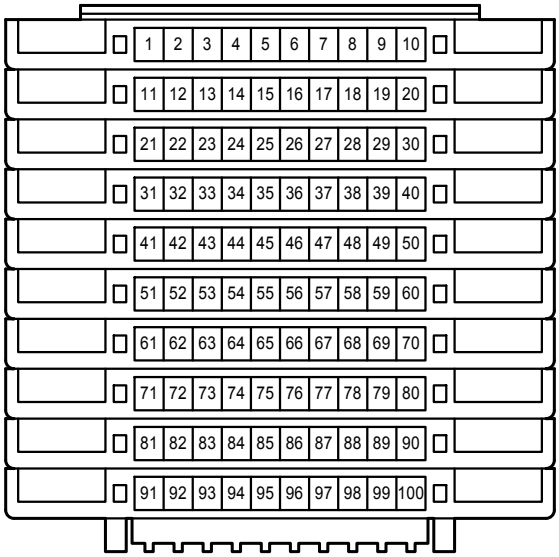

E 61
White

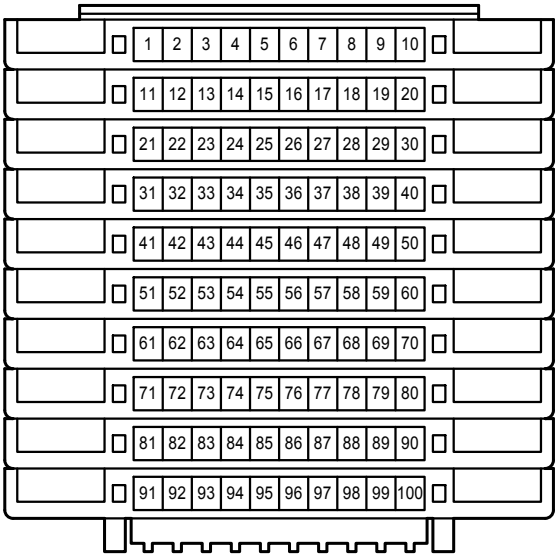

E 68
Gray

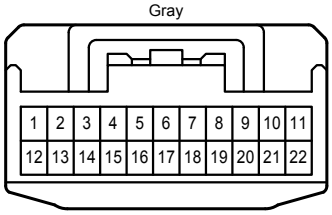

E 69
Gray

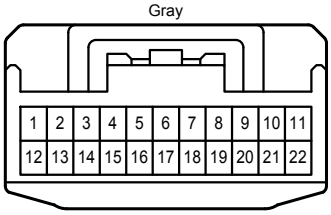

E 71
Gray

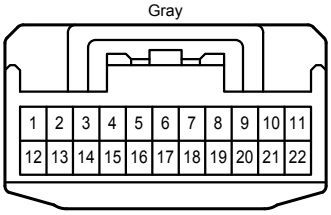

E 72
Gray

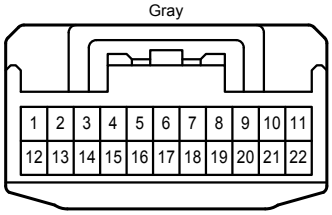

E 74
Gray

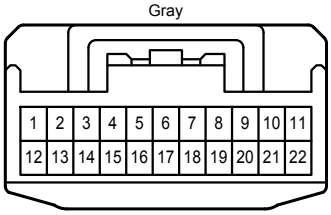

E 75
Gray

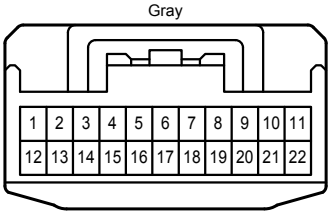

E 77
White

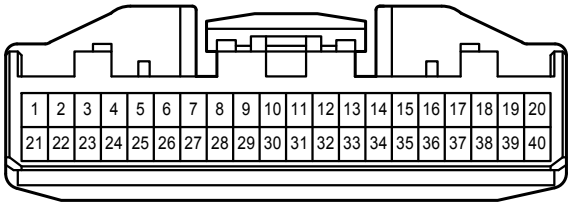

E 95
White

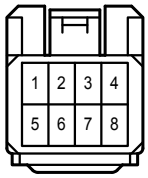

E 97
Black



F 20
Gray

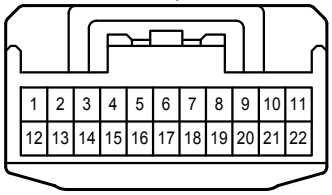

F 21
Black

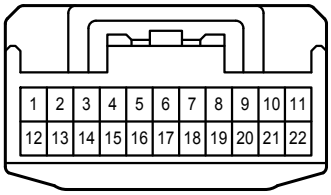

F 27
White

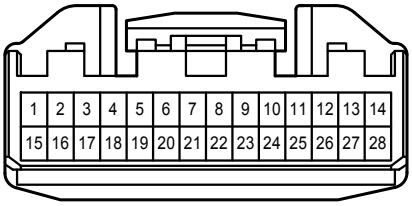

F 28
White

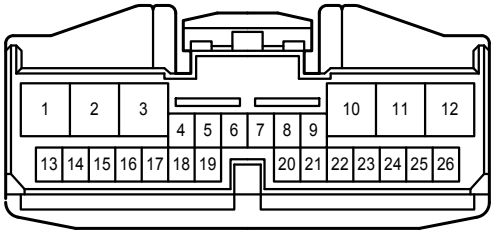

F 36
White

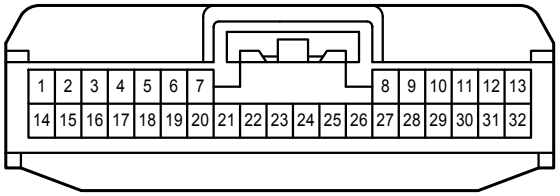

F 37
White

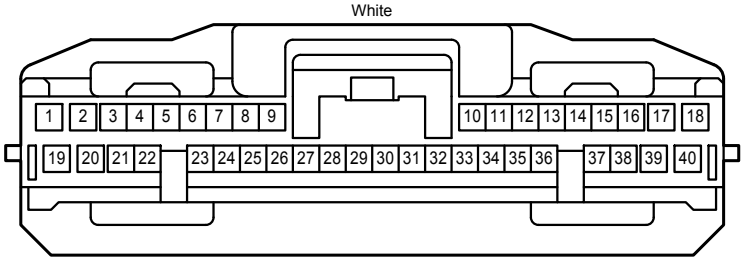

F 40
Blue

F 41
White

F 42
White

F 47
Blue

I 7
White

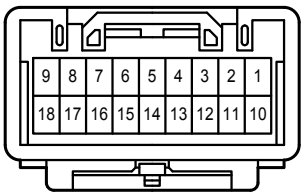

L 26
White

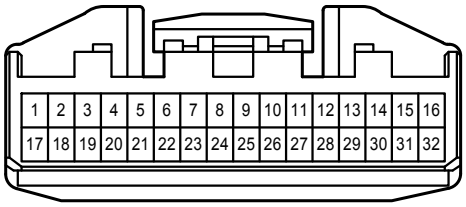

L 32
Blue

L 48
White

O 1
Black



O 2
Black



O 3
Black



O 4
Black



S 5
Black

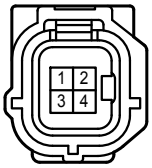

2B
White

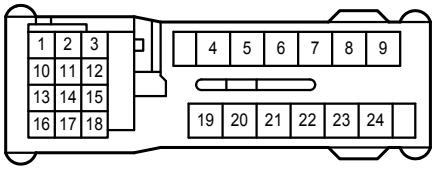

2D
White

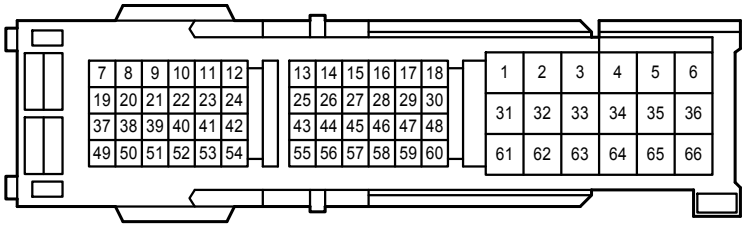

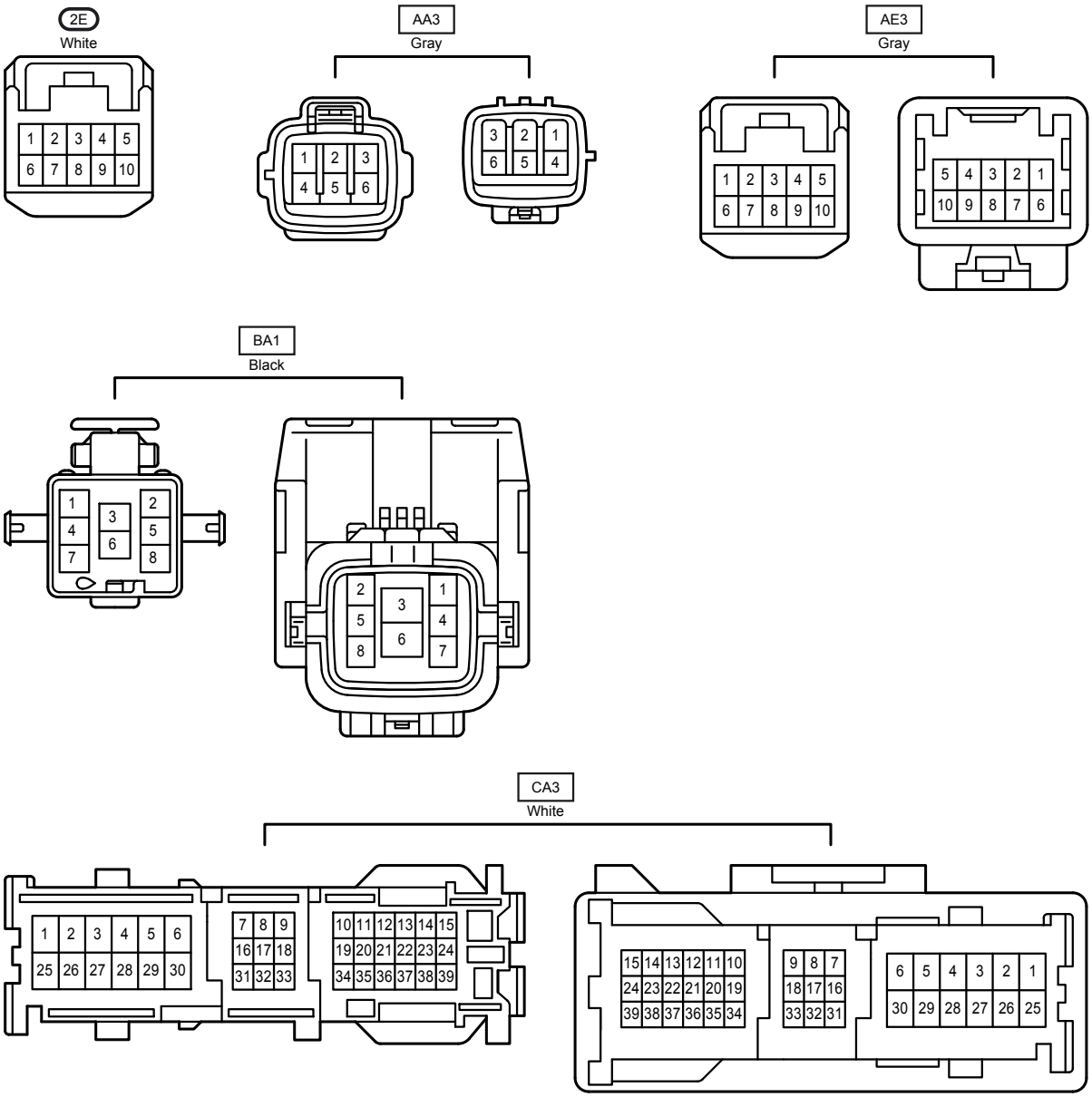
2E
White
AA3
Gray
AE3
Gray
BA1
Black
CA3
White

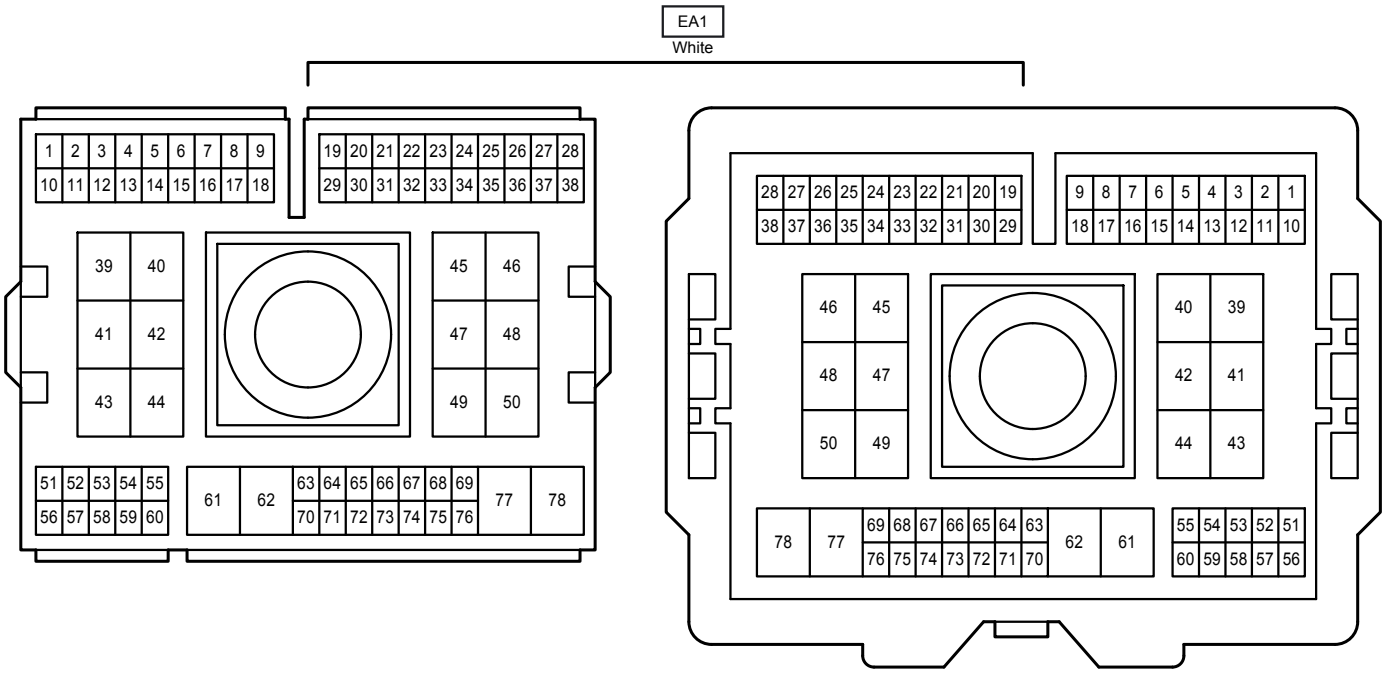
EA1
White

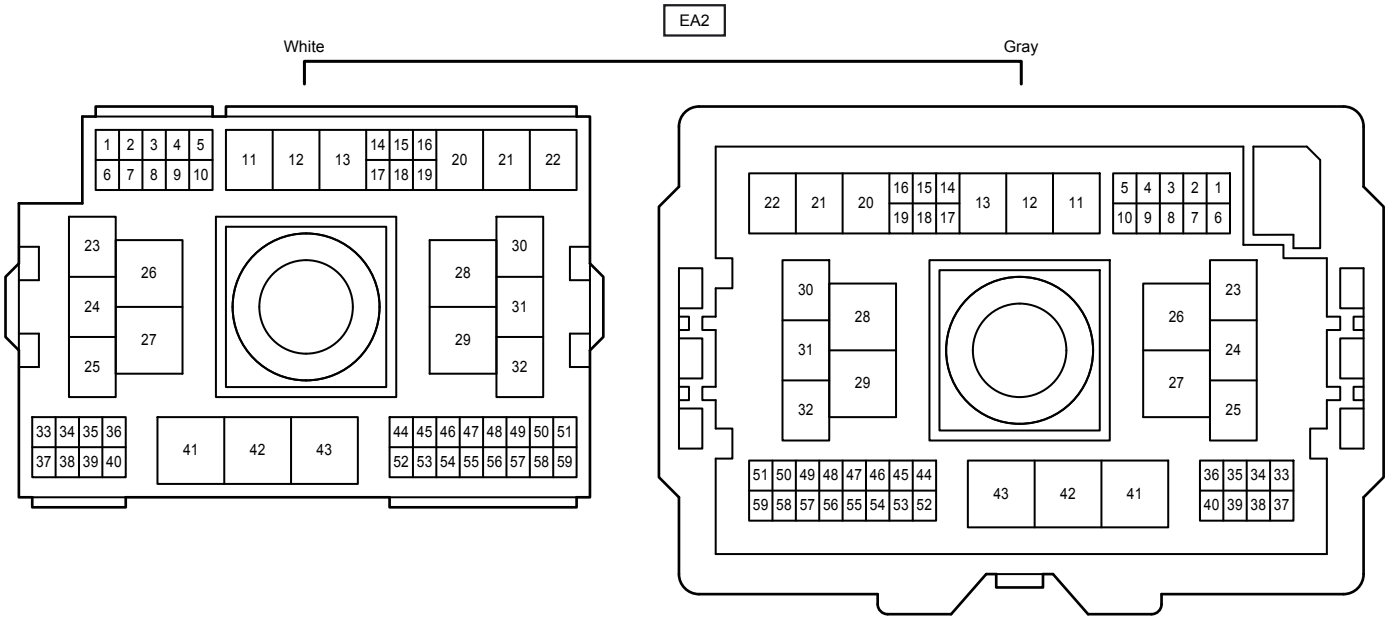
EA2
White
Gray

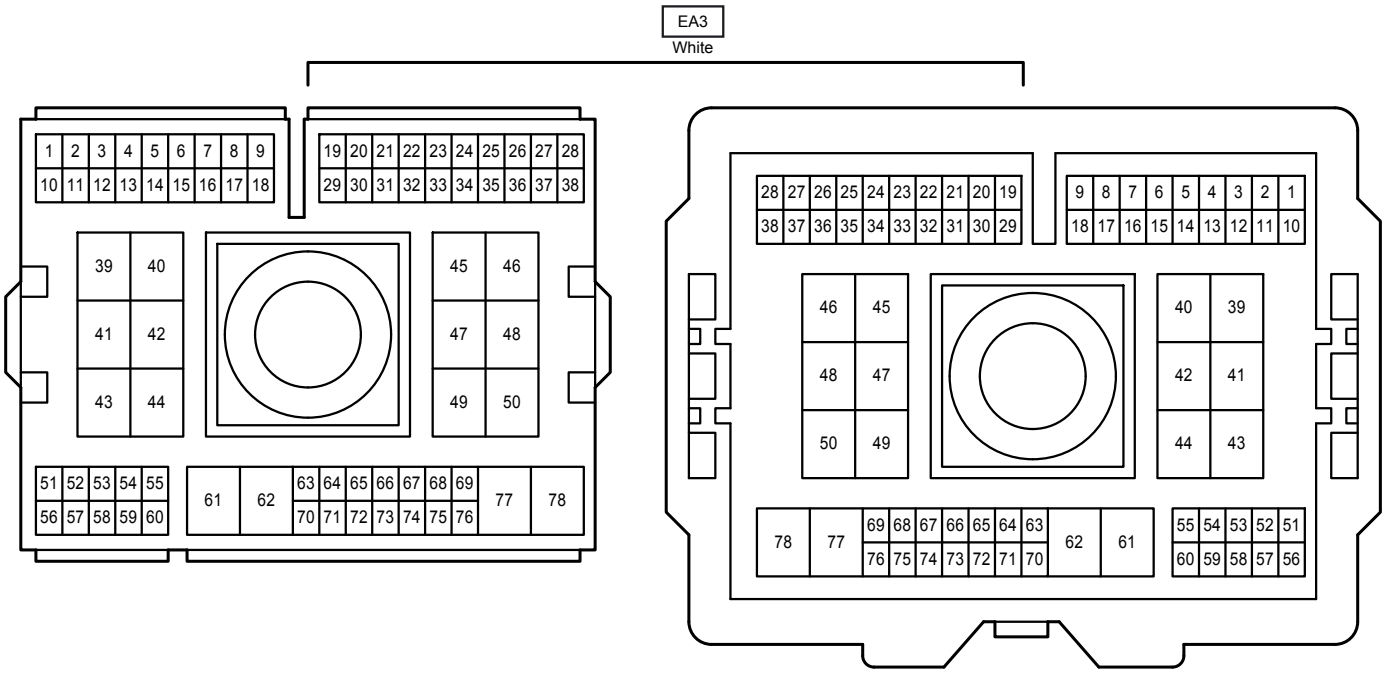
EA3
White

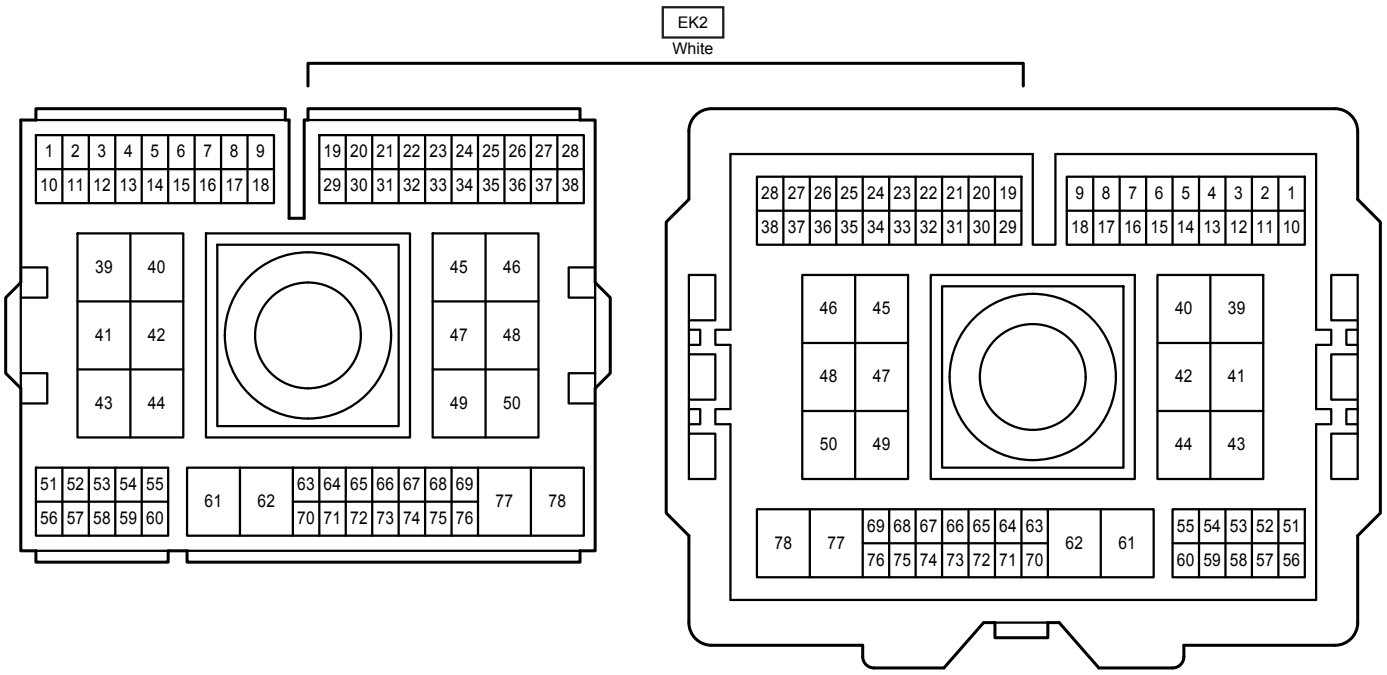
EK2
White

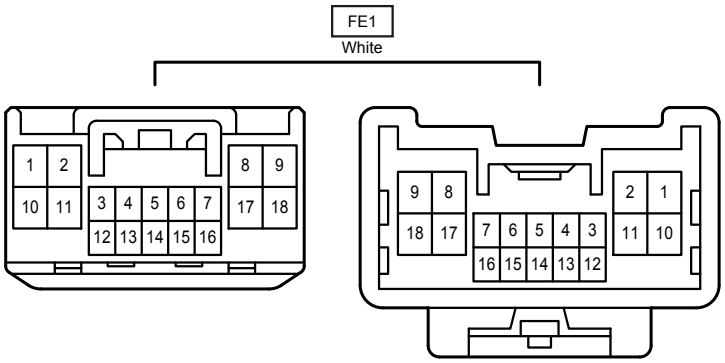
FE1
White

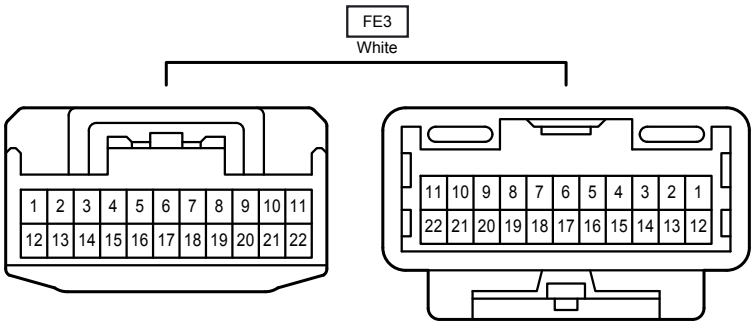
FE3
White
1 2 3 4 5 6 7 8 9 10 11
12 13 14 15 16 17 18 19 20 21 22
11 10 9 8 7 6 5 4 3 2 1
22 21 20 19 18 17 16 15 14 13 12

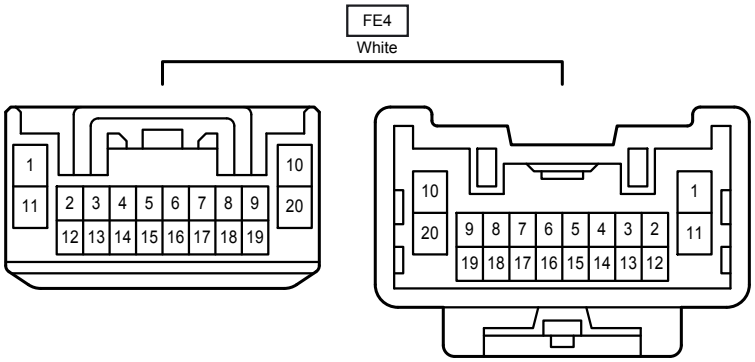
FE4
White
1 10
11 2 3 4 5 6 7 8 9 20
12 13 14 15 16 17 18 19
10 1
20 9 8 7 6 5 4 3 2 11
19 18 17 16 15 14 13 12

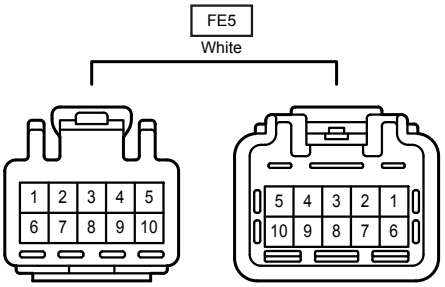
FE5
White
1 2 3 4 5
6 7 8 9 10
5 4 3 2 1
10 9 8 7 6

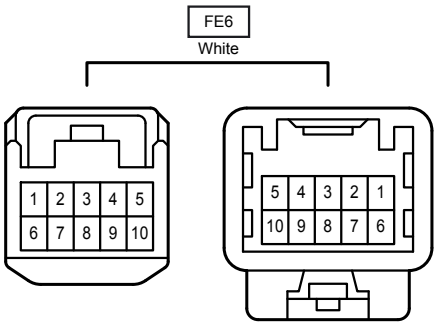
FE6
White
1 2 3 4 5
6 7 8 9 10
5 4 3 2 1
10 9 8 7 6

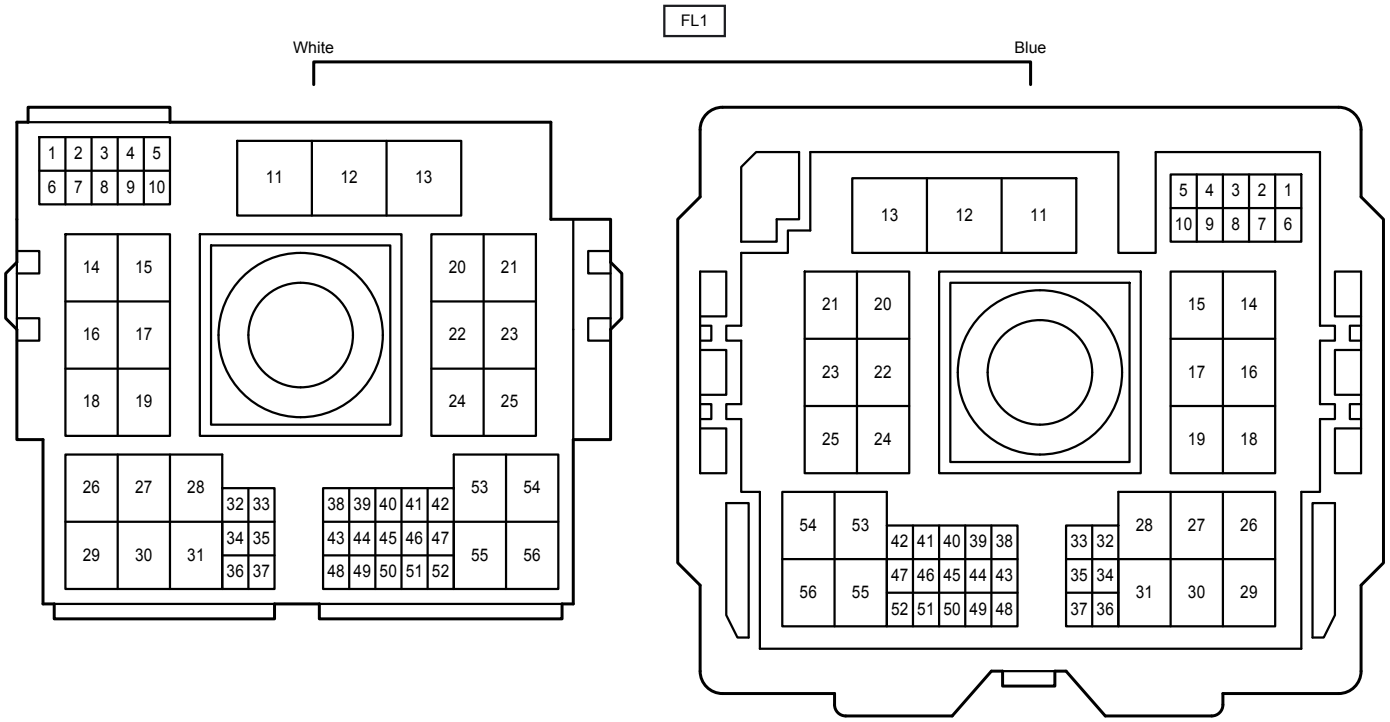
FL1
White
Blue
1 2 3 4 5
6 7 8 9 10
11 12 13
14 15
16 17
18 19
20 21
22 23
24 25
26 27 28
29 30 31
32 33
34 35
36 37
38 39 40 41 42
43 44 45 46 47
48 49 50 51 52
53 54
55 56
13 12 11
5 4 3 2 1
10 9 8 7 6
21 20
23 22
25 24
15 14
17 16
19 18
54 53
56 55
42 41 40 39 38
47 46 45 44 43
52 51 50 49 48
33 32
35 34
37 36
28 27 26
31 30 29

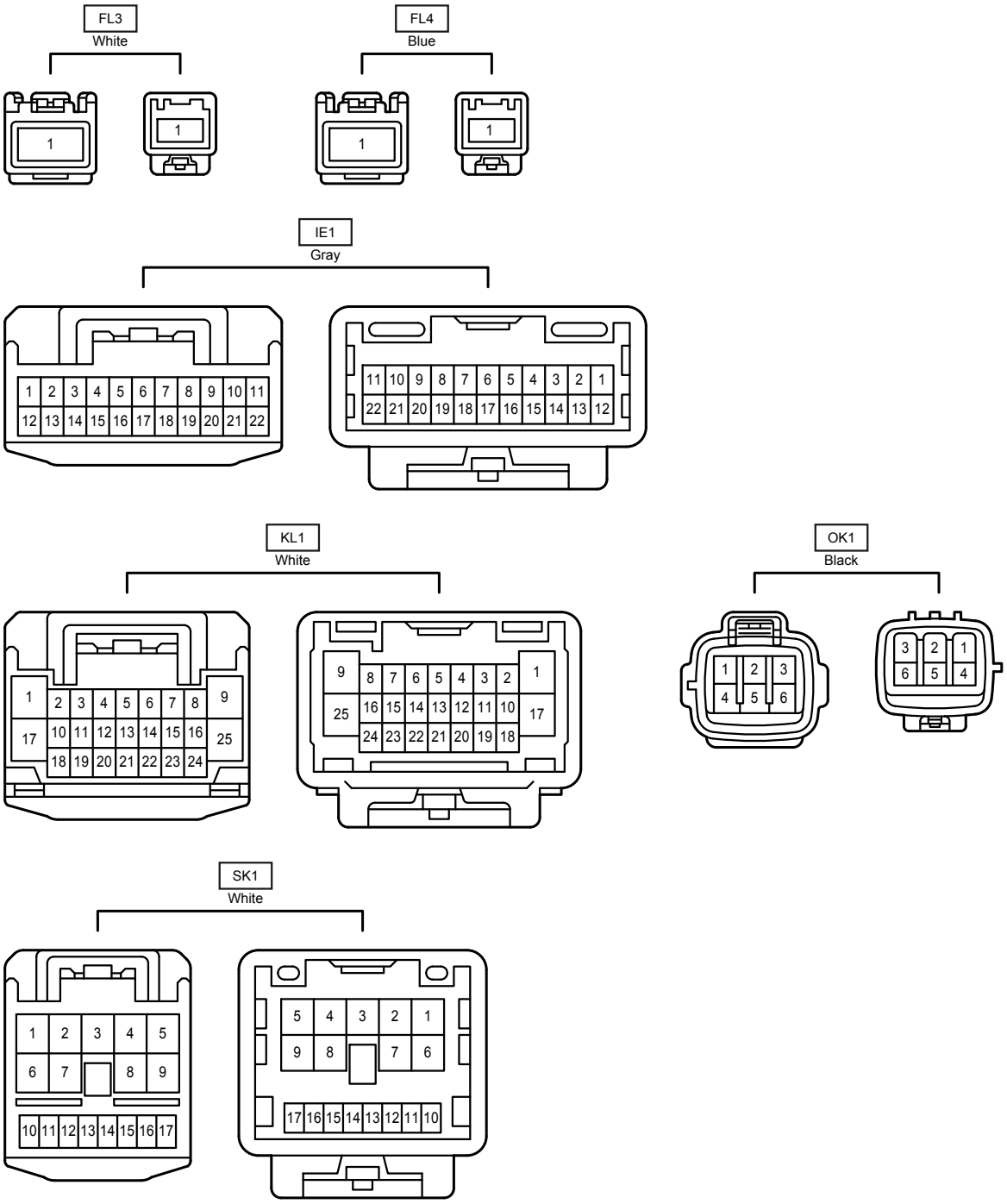
FL3
White
FL4
Blue
IE1
Gray
KL1
White
OK1
Black
SK1
White