Infiniti G25 2006 – 2015 fuse box diagram

Passenger Compartment Fuse Box

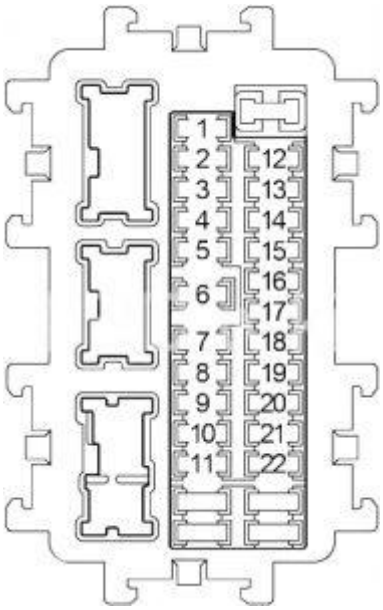

Infiniti G25 – fuse box diagram – passenger compartment fuse box

No.	A	Circuit Protected
1	10	Pre-Crash Seat Belt Control Unit
2	10	Air Bag Diagnosis Sensor Unit, Occupant Classification System Control Unit
3	10	Headlamp Aiming Motor RH/LH, Camera Control Unit, Shift Lock Relay, Automatic Speed Control Device (ASCD) Brake Switch, Intelligent Cruise Control (ICC) Brake Switch, Adaptive Front Lighting System (AFS) Control Unit, AFS Switch, Data Link Connector, Unified Meter and Air Conditioner Amplifier, Heated Seat Relay, AV Control Unit, Tel Adapter Unit, Compressor, Auto Anti-Dazzling Inside Mirror, 4-Wheel Active Steer (4WAS) Front Control Unit, Sonar Control Unit, Ionizer, Exhaust Gas / Outside Odor Detecting Sensor, Climate Controlled Seat Relay

4	10	Combination Meter, Back-Up Lamp Relay (Automatic Transmission), Back-Up Lamp Switch (Manual Transmission)
5	15	BOSE Amplifier
6	10	Key Slot, Intelligent Key Warning Buzzer, Data Link Connector, Unified Meter Air Conditioner Amplifier, Clock, Auto Anti-Dazzling Inside Mirror, Light and Rain Sensor, Roof Warning Buzzer
7	10	Stop Lamp Switch, Body Control Module (BCM), Intelligent Cruise Control Brake Hold Relay
8	15	BOSE Amplifier
9	10	Key Slot, Push-Button Ignition Switch, Clutch Interlock Switch (Manual Transmission)
10	10	Body Control Module (BCM), Seat Memory Switch, Automatic Drive Positioner Control Unit, Driver Seat Control,
11	10	Combination Meter, Unified Meter Air Conditioner Amplifier, AWD Control Unit
12	–	–
13	10	Heated Mirror
14	20	Rear Window Defogger
	20	Convertible: Retractable Hard Top Control Unit
15	20	Rear Window Defogger

	20	Convertible: Retractable Hard Top Control Unit
16	–	–
17	–	–
18	15	’06-’11: Cigarette Lighter
19	10	Combination Meter, Unified Meter and Air Conditioner Amplifier, Display Unit, Multifunction Switch, AV Control Unit, Body Control Module (BCM), Tel Adapter Unit, Camera Control Unit, Door Mirror Remote Control Switch, Satellite Radio Tuner, CD Changer, Sonar Control Unit, Sonar Cancel Switch
20	15	’06-’09: Console Power Socket
	20	’10-’13: Cigarette Lighter, Console Power Socket
21	15	Blower Motor
22	15	Blower Motor

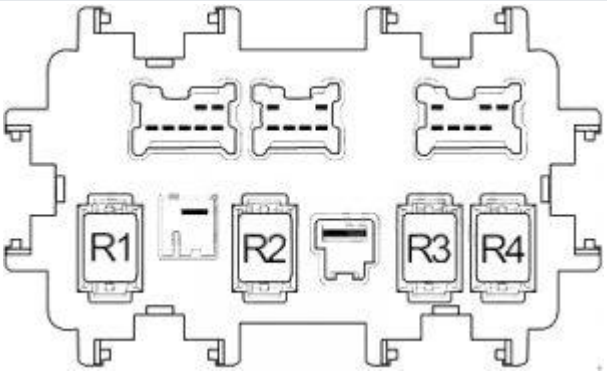

Infiniti G25 – fuse box diagram – passenger compartment fuse box

No.	Relay

R1	Ignition
R2	Rear Window Defogger
R3	Accessory
R4	Front Blower

Engine Compartment Fuse Box No.1

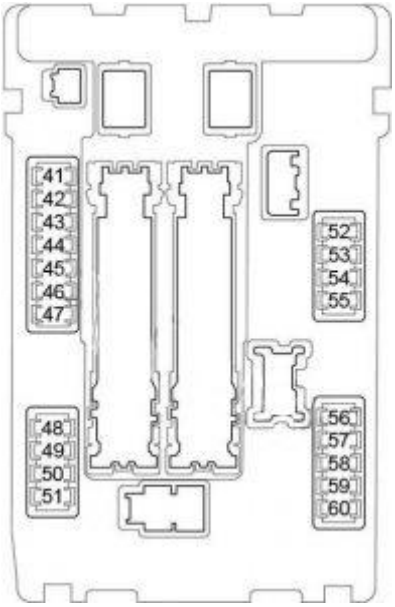

Infiniti G25 – fuse box diagram – engine compartment fuse box no. 1

No.	A	Circuit Protected
41	15	Fuel Pump Relay
42	10	Cooling Fan Relay
43	10	Transmission Control Module (TCM), Snow Mode Switch, Park/Neutral Position Switch
44	10	Injectors, Engine Control Module (ECM), Body Control Module (BCM)

45	10	ABS, Intelligent Cruise Control (ICC) Sensor Integrated Unit, Steering Angle Sensor, Yaw Rate / Side G Sensor, Power Steering Control Unit, AWD Control Unit, 4-Wheel Active Steer (4WAS) Main Control Unit
46	15	Air Fuel Ratio Sensors, Heated Oxygen Sensors
47	10	Washer Pump
48	10	’06-’11: Steering Lock Relay
	10	’14-’15 (Q40): Air Conditioner Relay
49	10	’06-’13: Air Conditioner Relay
	15	’14-’15 (Q40): Engine Control Module (ECM), ECM Relay (Ignition Coils, Condenser, Intake Valve Timing Control Solenoid Valve, Engine Control Module, Mass Air Flow Sensor, EVAP Canister Purge Volume Control Solenoid Valve, EVAP Canister Vent Control Valve), Variable Valve Event and Lift (VVEL) Control Module
50	15	’06-’13: Engine Control Module (ECM), ECM Relay (Ignition Coils, Condenser, Intake Valve Timing Control Solenoid Valve, Exhaust Valve Timing Control Magnet Retarder, Engine Control Module, Mass Air Flow Sensor, EVAP Canister Purge Volume Control Solenoid Valve, EVAP Canister Vent Control Valve), Variable Valve Event and Lift (VVEL) Control Module
	15	’14-’15 (Q40): Throttle Control Motor Relay
51	15	’06-’13: Throttle Control Motor Relay
52	10	’06-’13: Front Combination Lamp

	10	’14-’15 (Q40): Rear Combination Lamp, License Plate Lamp, Map Lamp, VDC Off Switch, Trunk Lid Opener Switch, Combination Switch (Spiral Cable), Clock, Multi-Function Switch, AV Control Unit, Glove Box Lamp, A/T Shift Selector, Heated Seat Switch (Driver/Passenger Side), Snow Mode Switch, Door Mirror Remote Control Switch
53	10	’06-’13: Rear Combination Lamp, License Plate Lamp, Map Lamp, VDC Off Switch, Trunk Lid Opener Switch, Adaptive Front Lighting System (AFS) Switch, Combination Switch (Spiral Cable), Clock, Multi-Function Switch, AV Control Unit, Glove Box Lamp, Cigar Lighter Socket, A/T Shift Selector, Heated Seat Switch (Driver/Passenger Side), Snow Mode Switch, Door Mirror Remote Control Switch, Sonar Cancel Switch, Roof Open/Close Switch, Climate Controlled Seat Switch
	10	’14-’15 (Q40): Left Headlamp (High Beam)
54	10	’06-’13: Left Headlamp (High Beam)
	10	’14-’15 (Q40): Right Headlamp (High Beam)
55	10	’06-’13: Right Headlamp (High Beam)
	15	’14-’15 (Q40): Left Headlamp (Low Beam)
56	15	’06-’13: Left Headlamp (Low Beam)
	15	’14-’15 (Q40): Right Headlamp (Low Beam)
57	15	’06-’13: Right Headlamp (Low Beam)
	15	’14-’15 (Q40): Front Fog Lamp Relay
58	15	’06-’13: Front Fog Lamp Relay

59	10	’11-’13: Daytime Running Light Relay
	30	’14-’15 (Q40): Front Wiper Relay
60	30	’06-’13: Front Wiper Relay

Engine Compartment Fuse Box No.2

Type 1

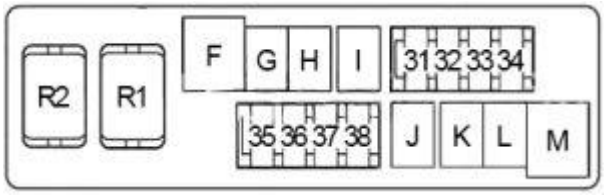

Infiniti G25 – fuse box diagram – engine compartment fuse box no. 2 (type 1)

Type 2

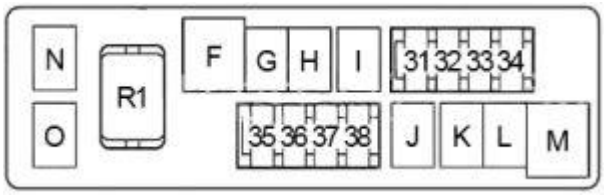

Infiniti G25 – fuse box diagram – engine compartment fuse box no. 2 (type 2)

No.	A	Circuit Protected
31	15	Horn Relay No.1
32	10	Alternator
33	10	AWD Control Unit
34	15	Audio, AV Control Unit, Woofer, Camera Control Unit, Tel Adapter Unit, Satellite Radio Tuner, CD Changer

35	15	Heated Seat Relay, Climate Controlled Seat Relay (Convertible)
36	10	Transmission Control Module (TCM)
37	20	’06-’10: 4-Wheel Active Steer (4WAS) Rear Motor Relay
	15	Convertible: Climate Controlled Seat Relay
38	10	Horn Relay No.2
F	50	Cooling Fan Relay
G	30	Pre-Crash Seat Belt Control Unit
H	30	Ignition Relay (Fuse: “2”, “3”, “4”)
I	40	’06-’10: 4-Wheel Active Steer (4WAS) Front Control Unit
	50	Convertible: Hydraulic Unit
J	–	–
K	40	Body Control Module (BCM), Circuit Breaker (Automatic Drive Positioner Control Unit, Power Seat)
L	30	ABS
M	50	ABS
N	50	Variable Valve Event and Lift (VVEL) Actuator Motor Relay

O	30	Convertible: Parcel Shelf Unit, Retractable Hard Top Control Unit, Trunk Closure Control Unit
Relay		
R1	Horn No.1	
R2	Shift lock	

Fusible Link Block

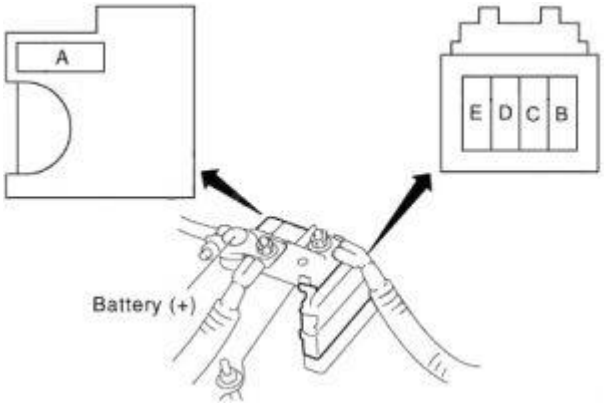

Infiniti G25 – fuse box diagram – fusible link block

No.	A	Circuit Protected
A	140	Generator, Fuse: “B”, “C”
B	100	Fuse: “F”, “H”, “I”, “K”, “L”, “M”, “31”, “32”, “33”, “34”, “35”, “36”, “37”, “38”
C	80	Ignition Relay (Fuse: “41”, “42”, “43”, “44”, “45”, “46”, “47”), Fuse: “48”, “50”, “51”
D	60	Headlamp High Relay (Fuse: “54”, “55”), Headlamp Low Relay (Fuse: “56”, “57”), Tail Lamp Relay (Fuse: “52”, “53”), Fuse: “58”
E	80	Accessory Relay (Fuse: “18”, “19”, “20”), Rear Window Defogger Relay (Fuse: “13”, “14”, “15”), Blower Relay (Fuse: “21”, “22”), Fuse: “5”, “6”, “7”, “9”, “10”, “11”