Vauxhall Monterey fuse box diagram

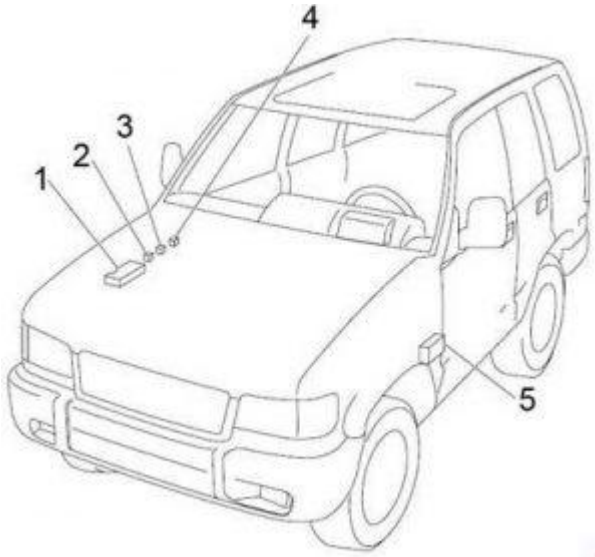

Vauxhall Monterey – fuse box diagram

Number	Description
1	Fuse Box
2	Glow Relay-1
3	Glow Relay-2
4	Starter Relay
5	Fuse Box

Engine Compartment Fuse Box

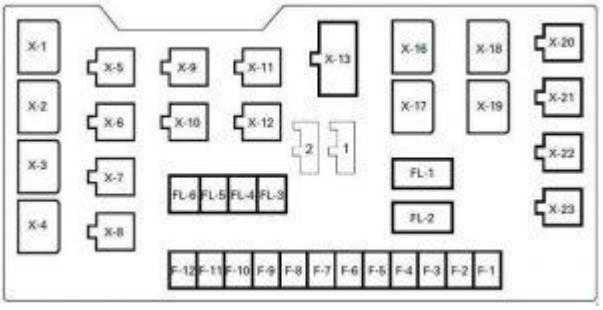

Vauxhall Monterey – fuse box diagram – engine compartment fusebox

Fuse		Ampere rating [A]	Circuit
F1	—	—	—
F2	10	02 SENSOR HEATER	Oxygen sensor
F3	15	HORN HAZARD	Horn, Horn relay, Horn SW, Hazard warning SW, Flasher unit, Anti-theft horn, Anti-theft controller
F4	15	H/LAMP-LH	Headlight (LH), High beam indicator light, Dimmer-passing SW, Cornering light SW, Fog light SW, Fog light relay, Cornering light, Cornering light relay
	10	H/LAMP-LH (HI	Left−hand headlight (high beam)
F5	15	H/LAMP-RH	Headlight (RH), Dimmer-passing SW
	10	H/LAMP-RH (HI)	Right−hand headlight (high beam)
F6	10	H/LAMP-LH (LOW)	Left−hand headlight (low beam)

F7	10	H/LAMP-RH (LOW)	Right–hand headlight (low beam)
	15	ANTI-THEFT	Anti-theft alarm system
F8	15	FRTFOG	Fog light, Fog light relay
	20	FOG	Fog light, Fog light relay
F9	20	ABS	Hydraulic unit, Rear wheel anti-lock brake controller, Electronic brake control module
F10	15	FUEL PUMP	Fuel pump
F11	10	TAIL-LH	Tail light left-hand side
F12	15	TAIL	Tail relay, Lighting SW, FRT side maker light, Parking light, Taillight, Trailer harness connector, Illumination controller, Illumination light, Glove box SW, License plate light, A/T shift indicator control unit
	10	TAIL-RH	Tail light right-hand side
Fusible Link			
FL1	80	MAIN	Battery
FL2	50	KEY SW	Ignition switch, starter
FL3	50	ECM	Engine Control Module Main Relay

FL4	30	CONDENSER FAN	Condenser Fan
FL6	40	(ABS 4-WHEEL ONLY)	ABS Hydraulic Unit, F9 Fuse (ABS)
Circuit Breaker			
C/B-1	—	—	—
C/B-2	30	(P/W, P/S, S/R)	Power window relay, Power window SW, Power window motor, Sun roof motor, Sun roof control unit, Sun roof SW, Safety stop SW, Limit SW, Power seat switch, Front tilt motor & SW, Rear tilt motor & SW, Slide motor, Recliner motor & SW
Diode			
1	Engine Control Module		
2	Cornering light		
Relay			
X1	Lighting		
X2	—		
X3	Dimmer		
X4	—		

X5	A/C Thermostat
X6	—
X7	A/C Compressor
X8	Horn
X9	Horn or Tail light
X10	—
X11	Fuel Pump
X12	ECM Main
X13	Windshield wiper int.
X14	—
X15	—
X16	Upshift-1 (M/T) or Anti-theft Alarm System
X17	Starter (Gasoline) Charge (Diesel)

X18	Shift on the Fly
X19	Condenser Fan
X20	Cruise Control Main
X21	Upshift-2 (M/T; with ABS)
X22	Cornering Light or Rear Fog Light
X23	Fog Light

Passenger Compartment Fuse Box

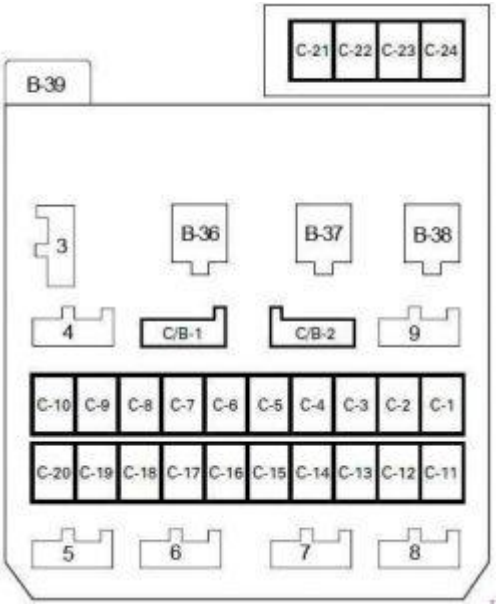

Vauxhall Monterey – fuse box diagram – passenger compartment fuse box

Number	Fuse	Ampere ratting [A]	Description
C1	10	STARTER RELAY	Starter relay, Clutch start SW (M/T), Mode SW (A/T), Anti-theft controller, DERM (SRS)

C2	15	(SEAT HEATER)	Seat heater SW (LH & RH), Seat heater (LH & RH)
C3	15	TURN BACK	Transmission control module, Turn signal SW, Front turn signal light, Rear turn signal light, Turn signal indicator light, Flasher unit, Cornering light relay, Backup light, Backup light SW (M/T), Mode SW (A/T), A/T shift indicator control unit, Lighting SW, A/T shift lock control unit, A/T shift indicator, Cruise control unit, Cancel SW
	10	TURN BACK	Transmission control module, Turn signal SW, Front turn signal light, Rear turn signal light, Turn signal indicator light, Flasher unit, Cornering light relay, Backup light, Backup light SW (M/T), Mode SW (A/T), A/T shift indicator control unit, Lighting SW, A/T shift lock control unit, A/T shift indicator, Cruise control unit, Cancel SW
C4	10	ELEC. IGN.	Cruise control unit, Rear defogger SW, Rear defogger relay, Rear defogger SW indicator light, Clutch SW (M/T), Transmission SW-1, 2 (M/T), Transmission SW-3, 4 (M/T), Cancel SW (Combination SW), Cruise control main SW, Cruise control main relay, Cruise control indicator light, Cruise control SW, Door mirror, Door mirror defogger SW, A/T shift lock control unit, Power window relay, Electronic brake control module, Transmission control module, G sensor, Upshift-2 relay, Upshift indicator (Meter)
C5	15	FRT WIPER & WASHER	Windshield wiper and washer SW, Windshield wiper motor, Windshield washer motor, Windshield wiper intermittent relay
C6	10	RR WIPER & WASHER	Rear wiper & washer SW, Rear washer motor, Rear wiper motor, Rear wiper intermittent relay
C7	10	(H/LAMP WIPER)	Headlight wiper SW, Headlight wiper motor, Headlight washer motor, Headlight wiper timer

C8	15	ENGINE	Generator, ECM main relay, V.S.V; EGR, V.S.V: canister, V.S.V: intake air (DOHC)
C9	15	IGN. COIL	Ignition control module, Engine control module
	15	FUEL CUT	Fuel Cutout (4JG2)
C10	10	METER GAUGE	Vehicle speed sensor, Remind Buzzer, Meter and gauge (Voltmeter, Engine coolant temperature gauge, Tachometer, Speedometer, Oil pressure gauge, Fuel gauge), Indicator and warning light (Anti-lock brake system, Rear wheel anti-lock, Seat belt, check engine, Low fuel, 4WD, Oil pressure, Upshift, Brake system, Charge, A/T oil temp, Cruise control indicator light, Check trans indicator light, Power drive indicator light, Winter drive indicator light), 4WD SW, Parking brake SW, Seat belt SW, Brake differential SW Electronic brake control module, Engine control module, Rear wheel anti-lock brake controller
C11	10	(AUDIO[AC C]) MIRROR	Audio, Door mirror, Door mirror control SW, Door mirror folding SW, Digital clock, Speaker
C12	20	CIGARETTE	Cigarette lighter
C13	10	ANTI THEFT	Anti-theft controller
C14	15	STOP A/T CONT	Stoplight SW (w/o cruise control), Brake SW (w/cruise control), Rear wheel anti-lock brake controller, Stoplight, Transmission control module, Electronic brake control module, Trailer harness connector, Cruise control unit, A/T shift lock control unit, Lockup off relay

C15	20	(AUDIO[BJ)	Horn, Horn relay, Horn SW, Hazard warning light SW, Flasher unit, Anti-theft horn, Hazard warning light, Audio
	20	TELEPHONE	Telephone
C16	10	CLOCK[B] ROOM	Digital clock, Audio, Dome light, Map light, Luggage room light, Courtesy light, Door SW (Front, rear, tail gate), Antenna, Anti-theft controller, Key remind SW, Seat belt, Key & light remind buzzer
C17	25	RR DEFOG	Rear defogger, Rear defogger relay
C18	20	(DOOR LOCK)	Anti-theft indicator light, Front door lock & power window SW, Door lock key SW, Door lock actuator (Front & rear)
C19	25	BLOWER	Blower motor, Blower resistor Fan SW
C20	10	(AIR CON)	Pressure SW, A/C thermostat relay, A/C compressor relay, Magnetic clutch (A/C compressor), A/C SW, Electro thermostat, Fan SW
C21	10	SRS-1	SRS warning light (Meter)
C22	10	SRS-2	DERM
C23	10	SRS-3	Passenger inflator module, DERM
C24	10	SRS-4	Dual pole arming sensor, DERM, SRS coil assembly, Driver inflator module
Diode			
3	Dome Light Anti-theft		

4	Anti-theft (DOHC)
5	Anti-theft Light Remind
6	Mode Switch (DOHC)
7	Cruise Control RWAL (Rear Wheel Anti-Lock)
8	—
9	Electronic Brake Control Module (DOHC)
Relay	
B36	Heater and A/C
B37	Power Window
B38	Rear Defogger
B39	Flasher Unit